



STUDENT EDUCATION METRICS

FISCAL YEAR 2020-21

Prepared for:
PHSA Research and Academic Development Committee

Prepared by:
Ellen Chesney, Chief Administrative Officer – Research
Christie Diamond, Corporate Director, Academic Education
Beth Palacios, Research Administration

TABLE OF CONTENTS

Table of Contents	2
PHSA Student Education Metrics Fiscal Year Summary - PHSA Overall.....	5
PHSA Aggregate Analysis	6
BUILD STUDENT EDUCATION CAPACITY	6
Placement Activity	6
TABLE 1 Total # of Students and Hours by Discipline and Sub-discipline by Fiscal Year	6
TABLE 2 MDUG – Total # of Distinct Students, Placements and Requested Days – FY 20-21	8
TABLE 3 PGME – Total # of Distinct Students, Placements and Requested Days – FY 20-21	9
TABLE 4 Total # of Students by Discipline and Sub-discipline by Month – FY 2020-21.....	10
TABLE 5 Number of Confirmed and Declined Placement Requests by Educational Institution – FY 20-21.....	11
Preceptor/Educator Training	12
TABLE 6 # of Preceptors/Educators Trained by the Educator Pathway Program by Program - FY 2020- 21.....	13
Preceptor Activity	13
FIGURE 1 Number of Preceptors by Student Placement Activity and Fiscal Year - Nursing	14
FIGURE 2 Number of Preceptors by Student Placement Activity and Fiscal Year – All Other Disciplines.....	15
FIGURE 3 Number of BCEHS Preceptors & Placement Activity by Course by Fiscal Year	16
TABLE 7 Estimated Cost of PHSA Preceptor Time by Discipline and Encounter Type – FY 2020-21	16
BUILD EFFECTIVE PARTNERSHIPS AND COLLABORATIONS THAT SUPPORT INNOVATION.....	17
FIGURE 4 Number of Affiliation Agreements by Region and Sector by Fiscal Year	17
FIGURE 5 Number of Student Hours by Top 10 Educational Institutions by FY – All Disciplines.....	18
TABLE 8 Number of Students by Top 5 Educational Institutions by Program – All Disciplines FY - 2020 - 21	18
FIGURE 6 Distribution of Student Hours by Placement Setting by FY.....	20
FIGURE 7 Percent of Student Hours by Practice Setting by Agency by FY	21
MONITOR THE QUALITY OF CLINICAL LEARNING ENVIRONMENT AND RESULTS	22
TABLE 9 Number of New Hires by Placement Discipline for top 85% - FY 2020 - 21	22
TABLE 10 Number of PHSA Placements by Educational Institution for New Hires - FY 2020-21	22
BC CANCER (BCC)	23
BUILD STUDENT EDUCATION CAPACITY	23
Placement Activity	23
TABLE 11 Total # of Students and Hours by Site, Discipline and Sub-discipline by Fiscal Year.....	23
TABLE 12 MDUG – Total # of Distinct Students, Placements and Requested Days by Site and Specialty - FY 2020-21	25
TABLE 13 PGME – Total # of Distinct Students, Placements and Requested Days by Site and Specialty - FY 2020-21	25
TABLE 14 # of Students and Hours by Discipline, Site and Reasons for Placement Decline - FY 2020 - 21	26
TABLE 15 Estimated Cost of Preceptor Time by Discipline, Sub-discipline and Encounter Type - FY 2020 -21.....	27
BUILD EFFECTIVE PARTNERSHIPS AND COLLABORATIONS THAT SUPPORT INNOVATION.....	28
TABLE 16 Distribution of Student Placements by Educational Institution and Sub-discipline by FY	28
BC CHILDREN’S HOSPITAL AND SUNNY HILL HEALTH CENTRE (BCCH).....	30
BUILD STUDENT EDUCATION CAPACITY	30
Placement Activity	30
TABLE 17 Total # of Students and Hours by Site, Discipline and Sub-discipline by Fiscal Year.....	30
TABLE 18 MDUG – Total # of Distinct Students, Placements and Requested Days by Site and Specialty - FY 2020-21	32
TABLE 19 PGME – Total # of Distinct Students, Placements and Requested Days by Site and Specialty - FY 2020-21	32
TABLE 20 # of Students and Hours by Discipline, Site & Reasons for Placement Decline - FY 2020-21.....	33
TABLE 21 Estimated Cost of Preceptor Time by Discipline, Sub-discipline and Encounter Type – FY 2020-21.....	34
BUILD EFFECTIVE PARTNERSHIPS AND COLLABORATIONS THAT SUPPORT INNOVATION.....	35
TABLE 22 Distribution of Student Placements by Educational Institution and Sub-discipline by FY	35
BC WOMEN’S HOSPITAL & HEALTH CENTRE (BCW)	38
BUILD STUDENT EDUCATION CAPACITY	38
Placement Activity	38

TABLE 23 Total # of Students and Hours by Site, Discipline and Sub-discipline by Fiscal Year	38
TABLE 24 MDUG – Total # of Distinct Students, Placements and Requested Days by Site and Specialty - FY 2020-21	39
TABLE 25 PGME – Total # of Distinct Students, Placements and Requested Days by Site and Specialty - FY 2020 -21	39
TABLE 26 # of Students and Hours by Discipline, Site and Reasons for Placement Decline - FY 2020-21	40
TABLE 27 Estimated Cost of Preceptor Time by Discipline, Sub-discipline and Encounter Type - FY 2020-21.....	40
BUILD EFFECTIVE PARTNERSHIPS AND COLLABORATIONS THAT SUPPORT INNOVATION.....	41
TABLE 28 Distribution of Student Placements by Educational Institution and Sub-discipline by FY	41
BC MENTAL HEALTH AND SUBSTANCE USE SERVICES (BCMHSUS).....	43
BUILD STUDENT EDUCATION CAPACITY	43
Placement Activity	43
TABLE 29 Total # of Students and Hours by Site, Discipline and Sub-discipline by Fiscal Year	43
TABLE 30 MDUG – Total # of Distinct Students, Placements and Requested Days by Site and Specialty - FY 2020-21	45
TABLE 31 PGME – Total # of Distinct Students, Placements and Requested Days by Site and Specialty - FY 2020-21	45
TABLE 32 # of Students and Hours by Discipline, Site and Reasons for Placement Decline - FY 2020-21	45
TABLE 33 Estimated Cost of Preceptor Time by Discipline, Sub-discipline and Encounter Type - FY 2020-21.....	46
BUILD EFFECTIVE PARTNERSHIPS AND COLLABORATIONS THAT SUPPORT INNOVATION.....	47
TABLE 34 Distribution of Student Placements by Educational Institution and Sub-discipline by FY	47
BC CENTRE FOR DISEASE CONTROL (BCCDC)	49
BUILD STUDENT EDUCATION CAPACITY	49
Placement Activity	49
TABLE 35 Total # of Students and Hours by Site, Discipline and Sub-discipline by Fiscal Year	49
TABLE 36 MDUG – Total # of Distinct Students, Placements and Requested Days by Site and Specialty - FY 2020-21	49
TABLE 37 PGME – Total # of Distinct Students, Placements and Requested Days by Site and Specialty	50
TABLE 38 # of Students and hours by Discipline, Site and Reasons for Placement Decline - FY 2020-21	50
TABLE 39 Estimated Cost of Preceptor Time by Discipline, Sub-discipline and Encounter Type - FY 2020-21.....	50
BUILD EFFECTIVE PARTNERSHIPS AND COLLABORATIONS THAT SUPPORT INNOVATION.....	51
TABLE 40 Distribution of Student Placements by Educational Institution and Sub-discipline by FY	51
BC EMERGENCY HEALTH SERVICES (BCEHS)	52
BUILD STUDENT EDUCATION CAPACITY	52
Placement Activity	52
TABLE 41 Total # of Students and Hours by Course and Fiscal Year	52
TABLE 42 Estimated Cost of Preceptor Time by Discipline, Sub-discipline and Encounter Type - FY 2020-21.....	52
PHSA LAB, PHARMACY & MEDICAL IMAGING	53
BUILD STUDENT EDUCATION CAPACITY	53
Placement Activity	53
TABLE 43 Total # of Students and Hours by Service, Sub-discipline, Site and Fiscal Year	53
TABLE 44 MDUG – Total # of Distinct Students, Placements and Requested Days by Site and Specialty - FY 2020-21	54
TABLE 45 PGME – Total # of Distinct Students, Placements and Requested Days by Site and Specialty - FY 2020-21	54
TABLE 46 # of Students and hours by Reasons for Placement Decline, Discipline, and Site - FY 2020-21	54
TABLE 47 Estimated Cost of Preceptor Time by Discipline, Sub-discipline and Encounter Type - FY 2020-21.....	55
BUILD EFFECTIVE PARTNERSHIPS AND COLLABORATIONS THAT SUPPORT INNOVATION.....	56
TABLE 48 Distribution of Student Placements by Educational Institution and Sub-discipline by FY	56
Appendix A – GLOSSARY	57
Appendix B – NUMBER OF STUDENTS AND HOURS BY DISCIPLINE, DECLINE CATEGORY AND SITE	59
Appendix C – EDUCATION INSTITUTIONS WITH AFFILIATION AGREEMENTS IN PLACE FY 2020-21	61
Appendix D – TOTAL STUDENT HOURS BY EDUCATION INSTITUTION, DISCIPLINE AND SUB-DISCIPLINE BY FY	62
Appendix E – NEW HIRE ORIENTATION COURSE-STUDENT EDUCATION QUESTIONS.....	68

Introduction

This report is a companion document to the *PHSA Research and Student Education Metrics Consolidated Report* and provides further detailed metrics according to PHSA's Student Education Metrics Framework. It reports on metrics across PHSA on Student Education Capacity, Building Effective Partnerships and Collaborations that Support Innovation, and Monitoring the Quality of Clinical Learning Environment and Results. As well, the report includes student education summaries for the following programs: BC Cancer, BC Children's Hospital and Sunny Hill Health Centre, BC Women's Hospital & Health Centre, BC Emergency Health Services, BC Mental Health and Substance Use Services, and BC Centre for Disease Control.

The intent of the report is to:

- Acknowledge, celebrate, and monitor the commitment of PHSA's teams who support student education.
- Recognize collaborations with the academic partners across the province.
- Provide data to inform operational and strategic decisions, including workforce planning, building capacity for student education, quality practice environments, and priority areas of focus and innovation.
- Identify opportunities for further development.

Of note, the COVID-19 pandemic affected student practice education – the data presented in this report reflects these impacts. The extent of changes to student placement requests was substantial during the pandemic, and every effort was made to track and document the changes accordingly so that the data reflects the actual experiences of students' clinical learning throughout the year. The data for this fiscal year begins on April 1, 2020, which was two weeks into the suspension of most student placements that were previously underway. Significant collaboration occurred across all partners to develop and implement plans to resume placements for students in health programs. As the report includes data for three fiscal years, the decrease in student numbers or placement hours is attributed to the various factors of the pandemic response.

The experience of the pandemic has strengthened connections amongst all stakeholders who support student practice education as we worked together to maintain the learning continuity for students in health programs. Remarkably, even with the necessary adjustments this year, 2,782 students had learning experiences across PHSA sites.

PHSA STUDENT EDUCATION METRICS FISCAL YEAR SUMMARY- PHSA OVERALL

Indicator	Key Measure Description	FY 2018-19	FY 2019-20	FY 2020-21	
		Value	Value	Value	
Build Student Education Capacity	1a	Total Number of Student Hours by Program (excludes medical students)	272,052	263,099	234,496
		BCCH	103,766	96,351	99,084
		BCEHS	59,103	58,586	34,503
		BCW	38,418	40,904	29,915
		BCMHSUS (Forensics, MH & Addictions, Burnaby Centre, CHS)	31,436	28,193	32,894
		BC CANCER – all locations	26,241	28,229	24,965
		Sunny Hill	7,213	5,845	7,097
		All Other (BCCDC, PSBC, PHSA)	5,875	4,991	6,038
	1a	Total Number of Students by Program (excludes medical students)	1,723	1,714	1,465
		BCCH	643	637	582
		BCEHS	402	351	244
		BCW	319	367	251
		BCMHSUS (Forensics, MH & Addictions, Burnaby Centre, CHS)	207	175	202
		BC CANCER – all locations	95	106	104
	Sunny Hill	38	58	62	
	All Other (BCCDC, PSBC, PHSA)	19	20	20	
1b	Total Number of Medical Students (Undergraduate & Post-Graduate)				
	Undergraduate Medical Students (annual)	493	463	451	
	Post-Graduate Medical Students (annual)	805	851	866	
1c	Estimated Cost of Staff Time by Encounter Type**				
	One-to-one	\$4,929,262	\$4,451,977	\$3,383,777	
	Group	\$110,652	\$164,119	\$169,070	
1f	Total Number of PHSA declined placement requests in HSPnet**	145	208	384	
1g	Total # of Staff Participants participating in Preceptor/Educator Training				
	Educator Pathway Project (Preceptor/Educator Training)	167	235	265	
	BC Emergency Health Services (Preceptor Training)	190	55	98	
1h	Total Number of Preceptors in HSPnet with and without a placement				
	With a placement	333	369	348	
	Without a placement	496	237	325	
Build Effective Partnerships and Collaborations to Support Innovation	2a	Total # of Affiliation Agreements	68	76	64
	2b	Top 5 Education Institutions by student hours-all disciplines			
		BCIT	64,813	67,329	57,646
		University of BC	45,251	45,677	39,573
		Justice Institute of BC	53,980	52,705	29,558
	Thompson Rivers University	19,175	11,014	20,062	
	Kwantlen Polytechnic University	15,060	12,504	16,895	
2c	Distribution of Student Hours by Student Education setting**				
	Hospital	148,589	136,879	131,485	
	On Car	59,103	58,586	34,503	
	Out Patient/Mixed	52,779	56,360	54,479	
	Other (Population Health, Corporate, Community)	11,584	11,434	14,028	
Results	3a	# of hires at PHSA with previous PE Placement	504(20%)	482(18%)	195 (11%)

** Excludes undergraduate and post-graduate medical students and paramedics

PHSA AGGREGATE ANALYSIS

This summary data supports our ability to plan and communicate our placement capacity and monitor our commitments to student education.

BUILD STUDENT EDUCATION CAPACITY

Placement Activity

In FY 20-21, PHSA programs provided 234,496 student hours (excluding medical students), a decrease of 28,604 (11%) hours. BCEHS, BC Women's, and BC Cancer all experienced a decline from previous FY in the number of hours due to COVID-19 placement suspensions. The disciplines most effected were nursing, radiology technologist, and paramedics.

BC Children's Hospital, Sunny Hill Health Centre, Mental Health and Addictions and BCCDC, all saw increases in their number of student hours. A breakdown of student hours and students by discipline, sub-discipline and fiscal year can be found in Table 1. This table can be used as a reference for comparing PHSA commitments to student education with our short and long-term workforce planning and other team planning processes.

TABLE 1 Total # of Students and Hours by Discipline and Sub-discipline by Fiscal Year

Discipline/Sub-discipline	FY 18-19		FY 19-20		FY 20-21	
	Total Student Hours	Total # of Students	Total Student Hours	Total # of Students	Total Student Hours	Total # of Students
Nursing	106,140	833	107,850	888	99,624	823
Bacc Nursing - BScN/BSN/BN	76,148	621	77,404	608	70,493	610
Post-RN Specialty	17,814	148	17,824	198	13,276	137
Psychiatric Nursing Bacc - BScN/BN/RPN Psych	8,442	36	7,844	42	9,344	42
Nurse Practitioner	1,493	18	2,394	26	2,983	19
Psychiatric Nursing - Diploma	1,440	4	1,080	3	2,700	8
Registered Nurse	396	2	792	4	588	4
Nursing - Masters	104	1	268	5	176	2
Licensed/Registered Practical Nurse	65	1	245	2	65	1
Psychiatric Nursing Bacc - BScN/BN/RPN Psych - Post Diploma	160	1				
Bacc Nursing - Post Diploma BSN/BN	78	1				
Therapist	37,299	115	30,270	111	37,068	122
Respiratory Therapist	17,395	71	9,800	40	18,620	76
Radiation Therapist	16,973	35	18,435	39	15,668	39
Recreation Therapist Degree	1,925	5	985	29	840	3
Music Therapist	156	2	850	1	1,790	3
Art Therapist	850	2	200	2	150	1
Paramedic	59,271	423	58,810	379	34,767	277
Primary Care Paramedic	46,098	337	43,165	313	27,913	226
Advanced Care Paramedic	13,005	65	15,421	38	6,589	18
Paramedic-Advanced/Critical Care	168	21	224	28	264	33
Technologist/Technician	21,405	81	16,580	55	20,345	72
Nuclear Medicine Tech	2,400	30	1,200	15	2,000	25
Radiology Tech	3,050	9	3,046	8	3,653	14
Sonography Tech	3,150	13	2,359	13	1,881	11
Sterile Processing Technician					2,396	6
Medical Laboratory Technologist	8,250	10	8,250	10	7,875	5

Discipline/Sub-discipline	FY 18-19		FY 19-20		FY 20-21	
	Total Student Hours	Total # of Students	Total Student Hours	Total # of Students	Total Student Hours	Total # of Students
Clinical Genetics Technologist	2,180	6	900	2	1,840	5
Perfusionist	225	2	450	4	240	3
Medical Laboratory Assistant	1,030	7	300	2	300	2
MRI Technology/Technician	1,120	4			160	1
Medical Radiation Technology			75	1		
Other Health	8,990	45	9,761	54	10,302	28
Master of Public Health	7,238	17	8,440	20	10,154	25
Other Health	35	1			48	2
Counselling - Other					100	1
Therapeutic Touch Practitioner	270	15	486	27		
Community Health Worker			45	1		
Biomedical Engineer	875	5	700	4		
Various – Multi/Inter-disciplinary	252	6	90	2		
Bachelor of Science	320	1				
Pharmacy	9,890	49	10,658	58	7,982	29
Pharmacist	8,800	42	9,398	50	7,240	23
Pharmacy Technician	1,090	7	1,260	8	742	6
Social Work	7,813	22	10,242	27	7,717	19
Master of Social Work	4,076	10	5,862	14	4,882	12
Bachelor of Social Work	2,337	7	2,680	8	2,835	7
Child and Youth Care Worker	600	1	1,560	4		
Social Services Worker Certificate	280	2	140	1		
Diploma of Social Work	520	2				
Rehabilitation Sciences	8,246	46	7,928	51	7,032	32
Occupational Therapist	3,780	17	3,889	19	3,908	18
Physiotherapist	3,304	22	2,552	25	1,476	7
Rehabilitation Assistant	885	4	565	3	893	4
Speech & Language Pathologist/Communications	29	1	706	3	540	2
Audiologist	248	2	216	1	216	1
Psychology	2,628	8	3,248	12	3,515	9
Psychology (PHD)	128	2			2,215	6
Psychology (Masters)	2,350	5	1,048	6	1,000	2
Counselling Psychology	150	1	2,200	6	300	1
Food & Nutrition	2,832	27	2,720	26	3,088	24
Dietitian	2,832	27	2,720	26	2,976	23
Other					112	1
Administration	5,082	52	4,031	40	3,048	28
Health Unit Coordinator/Nursing Unit Clerk	2,940	28	2,583	24	1,968	17
Medical Office Assistant	1,458	18	800	10	560	7
Human Resources Management					450	3
Policy and Planning					70	1
Medical Transcriptionist	84	1	168	2		
Master of Library and Information Services			120	1		
Clerical - General	600	5	360	3		
Dental Medicine	72	9			8	2
Doctor of Dental Medicine	72	9			8	2
Health Information Management	2,385	13	1,002	13		
Health Information Management	2,385	13	1,002	13		
Grand Total	272,052	1,723	263,099	1,714	234,496	1,465

The number of Medical Undergraduates (MDUG) and Post Graduate Medical Education (PGME) students (1,317), placements (5,217) and days (125,968) for all clinical placements by program can be found in Tables 2 and 3. Total number of days are not representative of actual days worked, rather they are an indicator of time spent in a clinical area.

placements and 23,537 days, arriving at PHSA facilities from April 1, 2020 – March 31, 2021. While the number of students remained stable, there was a 30% reduction in the number of placements and a 26% reduction in the number of days due to COVID-19 suspensions in the MDUG program but an increase in all metrics for the PGME program. See Table 2 for a breakdown by specialty.

The Medical Doctor Undergraduate program (MDUG) had a total of 451 distinct students, representing 1,562

TABLE 2 MDUG – Total # of Distinct Students, Placements and Requested Days – FY 20-21

Site/Specialty	# of Distinct Students	# of Placements	Total # of Days
Pediatrics	214	360	8,442
Psychiatry	135	219	4,060
Ophthalmology	172	202	1,792
ObGyn	42	85	1,519
Radiation Oncology	73	118	1,200
Anesthesiology	106	146	1,148
Family Medicine	30	54	812
Medical Biochemistry	23	40	539
Cardiology	29	41	525
Emergency	13	23	336
Otolaryngology	14	24	280
Internal Medicine	20	27	273
Oncology	14	23	273
Urology	17	25	273
Dermatology	13	23	252
Plastic Surgery	16	24	224
Public Health	11	15	203
Neurology - Pediatric	12	18	196
Medical Oncology	14	19	182
Infectious Disease	6	11	168
Endocrinology	6	11	168
Orthopedic Surgery	8	9	140
Diagnostic Radiology	10	14	133
Forensic Psychiatry	7	10	91
Neurosurgery	4	6	84
Pathology	5	5	70
Gastroenterology	2	3	56
Orthopedics	2	3	28
Emergency Medicine - Pediatrics	1	1	28
Hematology	1	1	28
Medical Genetics	1	2	14
Grand Total	451	1,562	23,537

The Post Graduate Medical Education program (PGME) had a total of 866 distinct students, representing 3,655 placements and 102,431 days, arriving at PHSA facilities from April 1, 2020 – March 31, 2021. The number of students, placements and hours were slightly higher than

the previous FY and thus were not impacted by the COVID-19 pandemic. See Table 3 for a breakdown by specialty.

TABLE 3 PGME – Total # of Distinct Students, Placements and Requested Days – FY 20-21

Site/Specialty	# of Distinct Students	# of Plcmnts	Total # of Days
Pediatrics	197	670	17,424
ObGyn	123	447	12,206
Psychiatry	76	318	9,617
Emergency	206	265	8,632
Oncology	64	169	4,819
Anesthesiology	61	153	4,294
Radiation Oncology	35	124	3,398
Neurology - Pediatric	47	130	3,103
Critical Care	73	100	3,070
Rheumatology	16	70	2,941
Medical Genetics	17	111	2,794
Pathology	46	97	2,643
Neonatal Perinatal Medicine	47	95	2,257
Otolaryngology	14	62	1,834
Ophthalmology	23	68	1,813
Urology	16	59	1,629
Orthopedics	20	48	1,412
Infectious Disease	30	55	1,370
Endocrinology	27	45	1,282
Nuclear Medicine	5	42	1,264
Orthopedic Surgery	17	41	1,136
Medical Biochemistry	23	40	1,086
Diagnostic Radiology	20	39	1,048
Dermatology	22	38	1,015
Emergency Medicine - Pediatrics	37	39	975
Cardiology	29	34	952
Palliative	21	32	831
Developmental Pediatrics	16	29	808
General Survey	13	28	781
Public Health	9	23	657
Physical Medicine & Rehabilitation	7	24	656
Plastic Surgery	11	19	533
Neurology	11	19	532
Neurosurgery	4	13	450
Medical Oncology	16	16	450
Hematology	12	15	435
Gastroenterology	13	13	368
General Internal Medicine	4	11	351
Family Medicine	7	10	343
Neuroradiology	8	8	230
Geriatric Medicine	3	8	228
Neuropathology	6	8	208
Forensic Psychiatry	2	5	151
Cardiac Surgery	1	4	140
Gynecological Reproductive Endocrinology & Infertility	1	3	84
Respirology	3	3	56
Medical Genetics & Genomics	1	2	55
Gynecological Oncology	1	1	28
Adolescent Medicine	1	1	28
General Surgical Oncology	1	1	14
Grand Total	866	3,655	102,431

The number of distinct students (1,221, down 10% from the previous FY) by discipline and sub-discipline by month for PHSA Overall is seen in Table 4, allowing the organization to see at a glance the types of students and volumes that have been supported throughout the last fiscal year.

This data can be used to:

- Anticipate student volumes by discipline at each site throughout the calendar year.
- Plan for students in advance, including support for the planning required for preceptor assignment, development, and availability.

- Schedule students learning activities such as CST training, and interprofessional collaborative practice events and learning opportunities.

Note: since the length of student placements vary, the students listed in one month may still be on-site in subsequent months; excluded from these graphs are medical students and on-car paramedic placements whose current policies result in an equal distribution of placements throughout the year.

TABLE 4 Total # of Students by Discipline and Sub-discipline by Month – FY 2020-21

Discipline/Sub-Discipline	Apr	May	Jun	Jul	Aug	Sept	Oct	Nov	Dec	Jan	Feb	Mar	Annual Total
Nursing	16	41	14	1	4	182	111	31	4	224	108	87	823
Bacc Nursing - BScN/BSN/BN		33	4		2	134	95	13	4	163	94	68	610
Post-RN Specialty	12	3	3			26	10	18		37	10	18	137
Psychiatric Nursing Bacc - BScN/BN/RPN Psych		2	4			14	4			15	3		42
Nurse Practitioner	2	2				7				8			19
Psychiatric Nursing - Diploma	2	1	3				1					1	8
Registered Nurse					2		1			1			4
Nursing - Masters						1					1		2
Licensed/Registered Practical Nurse				1									1
Therapist			22		20	12	11		10	24	10	13	122
Respiratory Therapist			12		11	11	11			10	10	11	76
Radiation Therapist			9		9				10	9		2	39
Music Therapist			1			1				1			3
Recreation Therapist Degree										3			3
Art Therapist										1			1
Technologist/Technician	2	6	11	13	8		5	4		6	11	6	72
Nuclear Medicine Tech	1	2	4	4	4		4	3			1	2	25
Radiology Tech		3	4	3	2					2			14
Sonography Tech	1		2		2		1	1		2	2		11
Sterile Processing Technician											6		6
Medical Laboratory Technologist				5									5
Clinical Genetics Technologist		1	1	1								2	5
Perfusionist										2	1		3
Medical Laboratory Assistant											1	1	2
Magnetic Resonance Imaging (MRI) Technology/Technician												1	1
Paramedic								3	9	14	7		33
Paramedic-Advanced/ Critical Care								3	9	14	7		33
Rehabilitation Sciences				4		1		7		7	6	7	32
Occupational Therapist				2		1		2		5	4	4	18
Physiotherapist				1				2			2	2	7
Rehabilitation Assistant								3				1	4
Speech & Language Pathologist/Communications				1						1			2
Audiologist										1			1

Discipline/Sub-Discipline	Apr	May	Jun	Jul	Aug	Sept	Oct	Nov	Dec	Jan	Feb	Mar	Annual Total
Pharmacy		1			3	7		2		9		7	29
Pharmacist					2	6				9		6	23
Pharmacy Technician		1			1	1		2				1	6
Administration		1	4				4	8		1	6	4	28
Health Unit Coordinator /Nursing Unit Clerk			4				1	8		1	2	1	17
Medical Office Assistant							3				4		7
Human Resources Management												3	3
Policy and Planning		1											1
Other Health		16	6					1		2	1	2	28
Master of Public Health		16	6							2	1		25
Other Health												2	2
Counselling - Other								1					1
Food & Nutrition	2		1	2	1	5		2	1	5	2	3	24
Dietitian	2		1	2	1	4		2	1	5	2	3	23
Other						1							1
Social Work		1	3			7				8			19
Master of Social Work		1	3			5				3			12
Bachelor of Social Work						2				5			7
Psychology	1				1	7							9
Psychology (PHD)	1					5							6
Psychology (Masters)					1	1							2
Counselling Psychology						1							1
Dental Medicine											1	1	2
Doctor of Dental Medicine											1	1	2
Grand Total	21	66	61	20	37	221	131	58	24	300	152	130	1,221

Below is a listing of the number of confirmed and declined placements for high priority professions identified by the Ministry of Health and PHSA. This supports PHSA with identifying opportunities to coordinate and collaborate across programs and academic partners. Table 5 shows the number of confirmed and declined placement requests for a specific profession.

Not all team member roles are represented in the tables below; they are a selection of disciplines from the priority professions identified either by the Ministry of Health or by PHSA program leaders. This data allows the organization to compare the number of students with workforce planning data and evaluate if targeted approaches are warranted.

TABLE 5 Number of Confirmed and Declined Placement Requests by Educational Institution – FY 20-21

Priority Discipline Education Institution	Confirmed	Declined by Agency
Respiratory Therapist	76	
Thompson Rivers University	76	
Dietitian	23	
University of British Columbia	23	
Nurse Practitioner	19	13
University of Victoria	10	5
University of British Columbia	5	3
University of Toronto	3	2
Athabasca University	1	3
Occupational Therapist	18	
University of British Columbia	18	
Master of Social Work	12	2

Priority Discipline Education Institution	Confirmed	Declined by Agency
University of British Columbia	4	
University of British Columbia - Okanagan	4	
York University	1	1
Wilfrid Laurier University	1	
University of Waterloo	1	
University of Victoria	1	
Renison University College		1
Sonography Tech	11	18
BCIT	11	1
College of New Caledonia		17
Physiotherapist	7	1
University of British Columbia	7	1
Bachelor of Social Work	7	6
University of British Columbia	3	1
University of the Fraser Valley	2	
Nicola Valley Institute of Technology	1	1
University of Northern British Columbia	1	
Vancouver Island University		3
Douglas College		1
Medical Laboratory Technologist	5	
BCIT	5	
Perfusionist	3	
BCIT	3	
Medical Laboratory Assistant	2	
Vancouver Community College	2	
Magnetic Resonance Imaging (MRI) Technology/Technician	1	
BCIT	1	
Grand Total	184	40

Preceptor/Educator Training

Preceptors are PHSA staff who support the learning experiences of students enrolled in a designated program of study with a post-secondary institute, for a defined period of time. Depending on the program or role, preceptors may be known by other terms such as field guides, supervisors, or practice educators.

By sharing their expertise and welcoming prospective members into the role, preceptors make an important contribution to the learning experiences of individual students and to the future members of the healthcare team. The role of preceptor is recognized by the professions, academic institutions, health care organizations and leaders as vital to supporting the delivery of excellent health care.

PHSA staff participation in preceptor development is a key measure of Student Education readiness and an indication of available capacity to support students. Currently, PHSA utilizes the provincially developed Educator Pathway (EP) program to support staff who host students during the clinical placement component of their health care education

programs. Level 1 of the Educator Pathway is a one-session format that provides key concepts, tools, and resources for preceptors. This year, 287 preceptors participated in sessions offered by BC Children's Hospital, BC Women's Hospital & Health Centre, BC Cancer, BCEHS, BC Mental Health and Substance Use Services and PHSA Corporate. See Table 6 below for a breakdown of preceptor training by agency and level for fiscal year 2020-21.

BCEHS also offers a specific version of the training for Primary Care Paramedic and Advanced Care Paramedic preceptors. Within FY 2020-21, BCEHS offered preceptor orientation sessions for 88 paramedics.

The number of preceptors participating in training has increased from 250 to 287 for the Level 1 of the Educator Pathway. This increase can be accounted for through an overall increase in number of training sessions offered, support from area leaders for preceptors to attend training, and more accurate tracking and reporting of participant attendance.

In addition to the Level 1 Educator Pathway sessions offered this year, the Level 2 & 3 sessions of the Educator Pathway Program were offered for a second year. Levels 2 and 3 expand upon key principles taught in Level 1 and provide inter-professional attendees with an array of tools for establishing positive learning environments in clinical settings.

organizational approaches for identifying, supporting and recognizing people in this important role. Future considerations may include advancing the learning sessions and resources that are available to preceptors, launching specific celebration and recognition events, and aligning available preceptors with student education activity planning processes.

Understanding the current list of preceptors and their participation in training sessions allows PHSA to review its

TABLE 6 # of Preceptors/Educators Trained by the Educator Pathway Program by Program - FY 2020- 21

PHSA PROGRAM	Level 1	Level 2	Level 3
BCCH/BCW	137	6	2
BC Cancer	62	11	2
BCCDC	0	2	0
BCEHS	88	7	3
BCMHSUS	0	10	3
PHSA Corporate	0	7	4
Other	0	15	4
Total	287	58	18

Preceptor Activity

PHSA had a total of 673, up 67 from 2019-20, active preceptors in FY 20-21, across all PHSA disciplines. While the total number of preceptors increased, the number with an active placement decreased by 21. Excluded from these data are the BCEHS preceptors, as they do not currently utilize HSPnet for paramedic program placements. In addition, although the PGME and the MDUG programs utilize HSPnet for placement access into particular clinical departments,

they do not utilize HSPnet to assign physician preceptors as this is managed by UBC outside of HSPnet.

The number of preceptors with and without an active placement by fiscal year for nursing is shown in Figure 1 and for non-nursing in Figure 2. The number of active preceptors with and without a placement, allows for a closer look at the alignment with team interest and capacity for supporting students.



FIGURE 1 Number of Preceptors by Student Placement Activity and Fiscal Year - Nursing

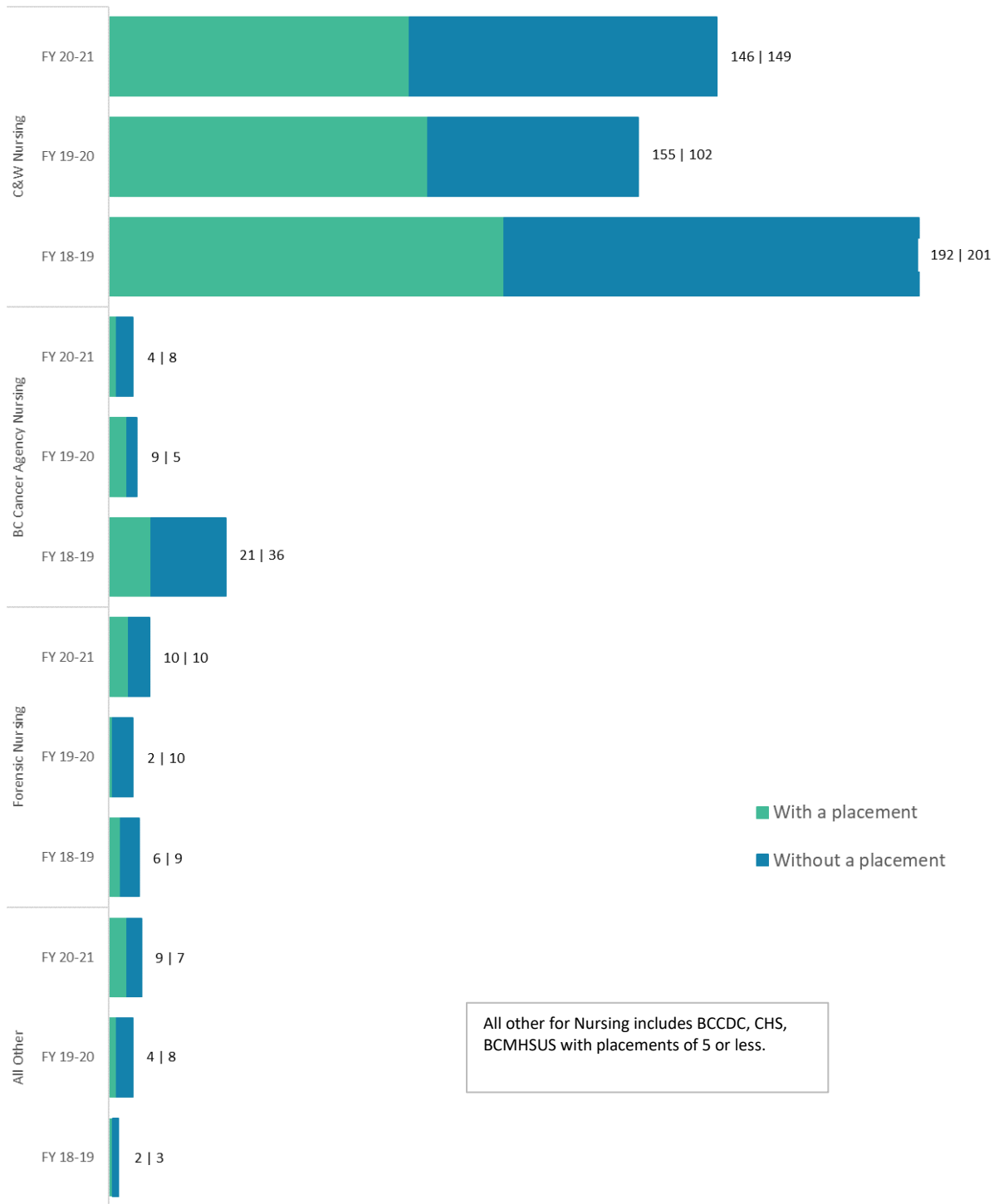
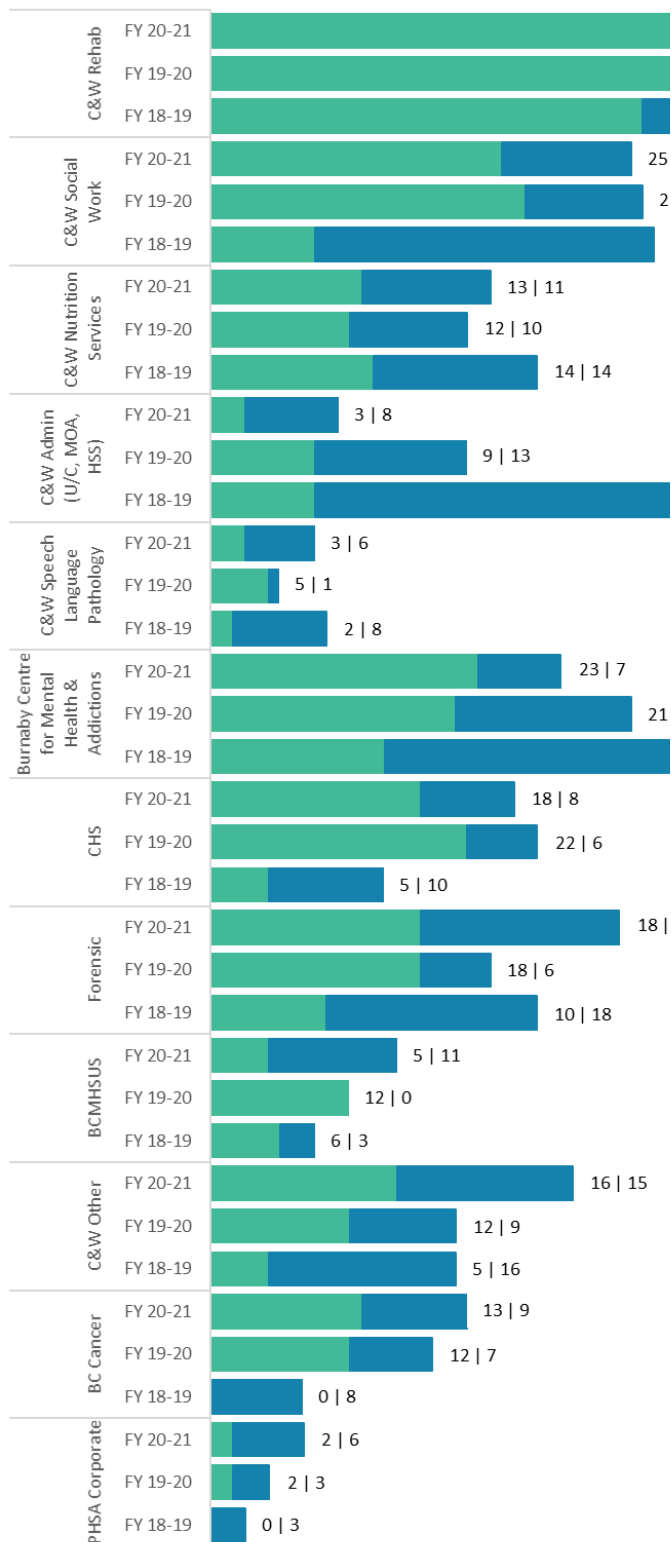


FIGURE 2 Number of Preceptors by Student Placement Activity and Fiscal Year – All Other Disciplines

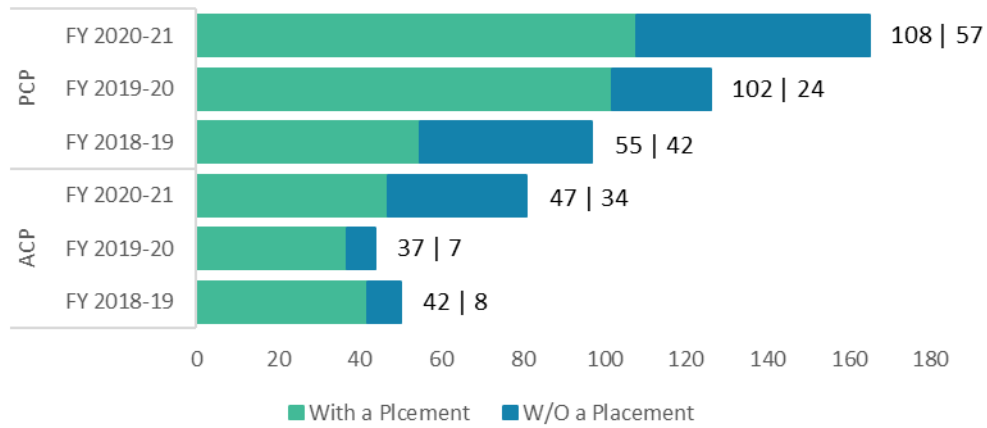


All other non-nursing disciplines include: BCCA Nutrition, BCCDC, C&W Audiology, Child Life, Diagnostic Imaging, Labs, Library Services, Nutrition Services, Ophthalmology, Pharmacy, Quality, Risk & Safety, Respiratory Therapy, Forensics Rehab. All had less than 5 preceptors with placements.

The number of trained and active preceptors in BC Emergency Health Services (BCEHS) is detailed below in Figure 3. This includes all preceptor and student training for the Primary Care Paramedic and Advanced Care Paramedic

courses. While a preceptor may be trained, they may not be actively taking students. Training for preceptors for BCEHS other programs (Critical Care Paramedic, Infant Transfer Team, and Dispatch) are excluded.

FIGURE 3 Number of BCEHS Preceptors & Placement Activity by Course by Fiscal Year



One element of the total cost of Student Education is staff time related to direct supervision of students. These activities include orientation of the students/faculty to the site, unit and/or program, planning of daily learning activities that meet learning objectives, skill demonstrations, supervision of students while they practice, supporting student performance; and, contributing to student assessments, and evaluations. Approximate costs are calculated using the ration of staff hour to student hours, 1:20 for group placements, 1:1 for Paramedic placements and 1:5 for all other disciplines for preceptor placements. Hourly wages are either \$40 or \$50 per hour average staff salary cost. Not included in the estimate are costs associated with preceptor training, student education administration, clinical educator time in support of student education

activities, equipment and supplies, orientation, ID cards, impact on diagnostics, drugs and therapies, computer access, simulation learning events, or other relevant costs. There are additional in-kind costs that teams contribute to student education but quantifying the approximate dollar-value of staff time is one way of acknowledging PHSA’s commitment to students and academic partners across the province.

Table 7 shows the estimated cost of staff time by discipline for FY 20-21. The large decrease in total costs can be attributed to the decline in paramedic placements due to COVID-19. Excluded from this table is estimated cost related to medical students.

TABLE 7 Estimated Cost of PHSA Preceptor Time by Discipline and Encounter Type – FY 2020-21

Discipline	Group	One-to-One	Total
Nursing	\$125,609	\$823,013	\$948,622
Therapist	\$37,240	\$245,967	\$283,207
Paramedic	\$528	\$1,380,112	\$1,380,640
Technologist/Technician	\$4,793	\$239,320	\$244,113
Other Health	\$0	\$170,033	\$170,033
Pharmacy	\$0	\$133,033	\$133,033
Social Work	\$0	\$128,608	\$128,608
Rehabilitation Sciences	\$0	\$117,200	\$117,200
Psychology	\$0	\$60,250	\$60,250
Food & Nutrition	\$0	\$51,467	\$51,467
Administration	\$900	\$34,640	\$35,540
Dental Medicine	\$0	\$133	\$133
Grand Total	\$169,070	\$3,383,777	\$3,552,847

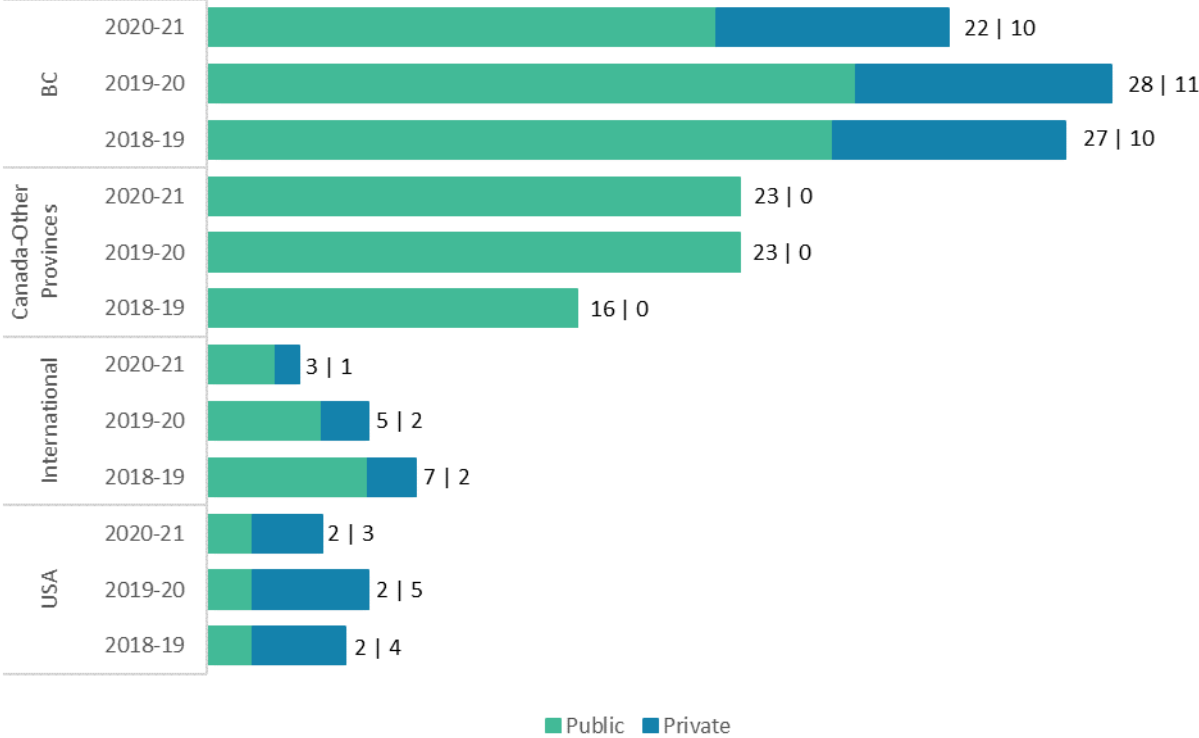
BUILD EFFECTIVE PARTNERSHIPS AND COLLABORATIONS THAT SUPPORT INNOVATION

Student education requires the ongoing cultivation of relationships amongst a range of stakeholders including government, academic institutions, health organizations, regulatory bodies, professional associations, unions, care teams, patients, and the public. In addition to Educational Affiliation Agreements, PHSA participates in a range of formal Advisory Committees, Working Groups and Forums as well as informal and ad hoc meetings and presentations with its partners.

PHSA has affiliation agreements with sixty-four (64) educational institutions, in both the public (78%) and private

(22%) sector. See Figure 4 for a breakdown by region and sector. The reduction in the number of public BC affiliation agreements is due to combining all agreements for UBC and SFU into single agreements. In addition to these, BCEHS has affiliation agreements with JIBC, Columbia Paramedic Academy, and AET Paramedic Academy. PHSA also has affiliation agreements (Inter-health authority agreements) in place with other BC Health Authorities and BC Emergency Health Services to support continuing professional development. Of note is that although private institutions represent about 20% of affiliation agreements, they represent less than 5% of total student practicum hours. For a detailed list of education partners see Appendix C.

FIGURE 4 Number of Affiliation Agreements by Region and Sector by Fiscal Year



While PHSA has 64 partnerships in place, 91% of student practice hours for FY 2020-21 were with ten (10) public institutions (see Figure 5). A detailed listing of student hours by institution, discipline and subdiscipline can be found in Appendix D. It is important that PHSA continues to strengthen its relationship with primary academic partners

and evaluate relationships with other affiliates to determine whether continued affiliation is warranted. Note that student hours for UBC does not include medical student/resident placements.

FIGURE 5 Number of Student Hours by Top 10 Educational Institutions by FY – All Disciplines

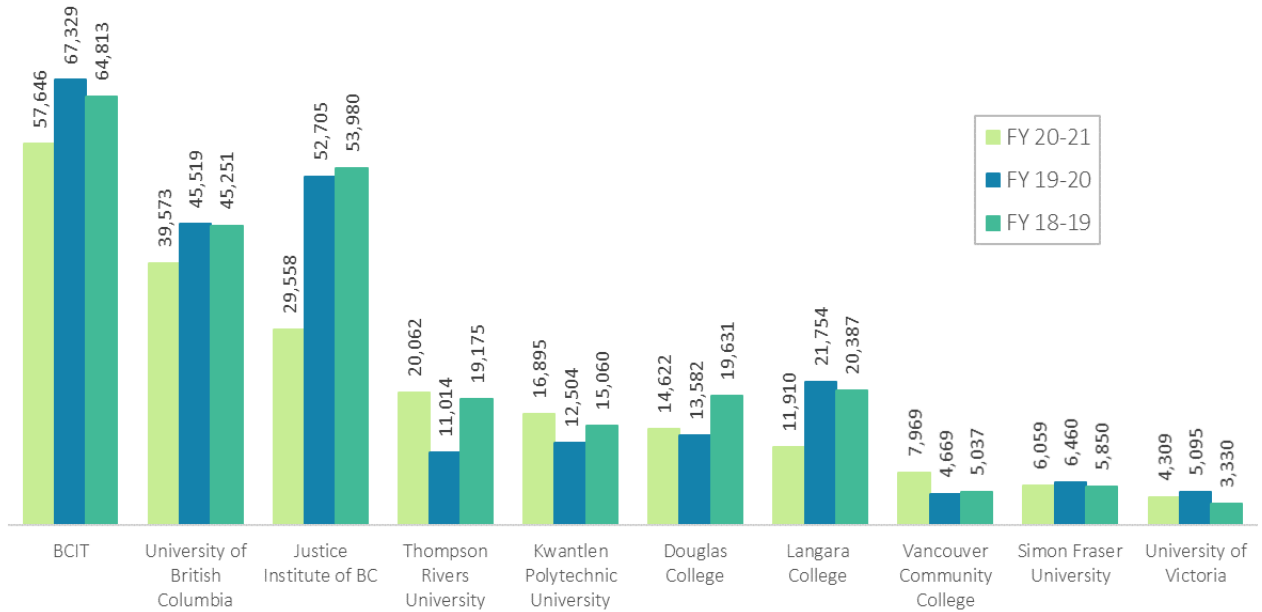


Table 8 details the total number of students for the top five educational institutions by discipline and sub-discipline by program. The numbers below exclude medical students and

paramedics. Site specific detail can be found in the applicable program section.

TABLE 8 Number of Students by Top 5 Educational Institutions by Program – All Disciplines FY - 2020 - 21

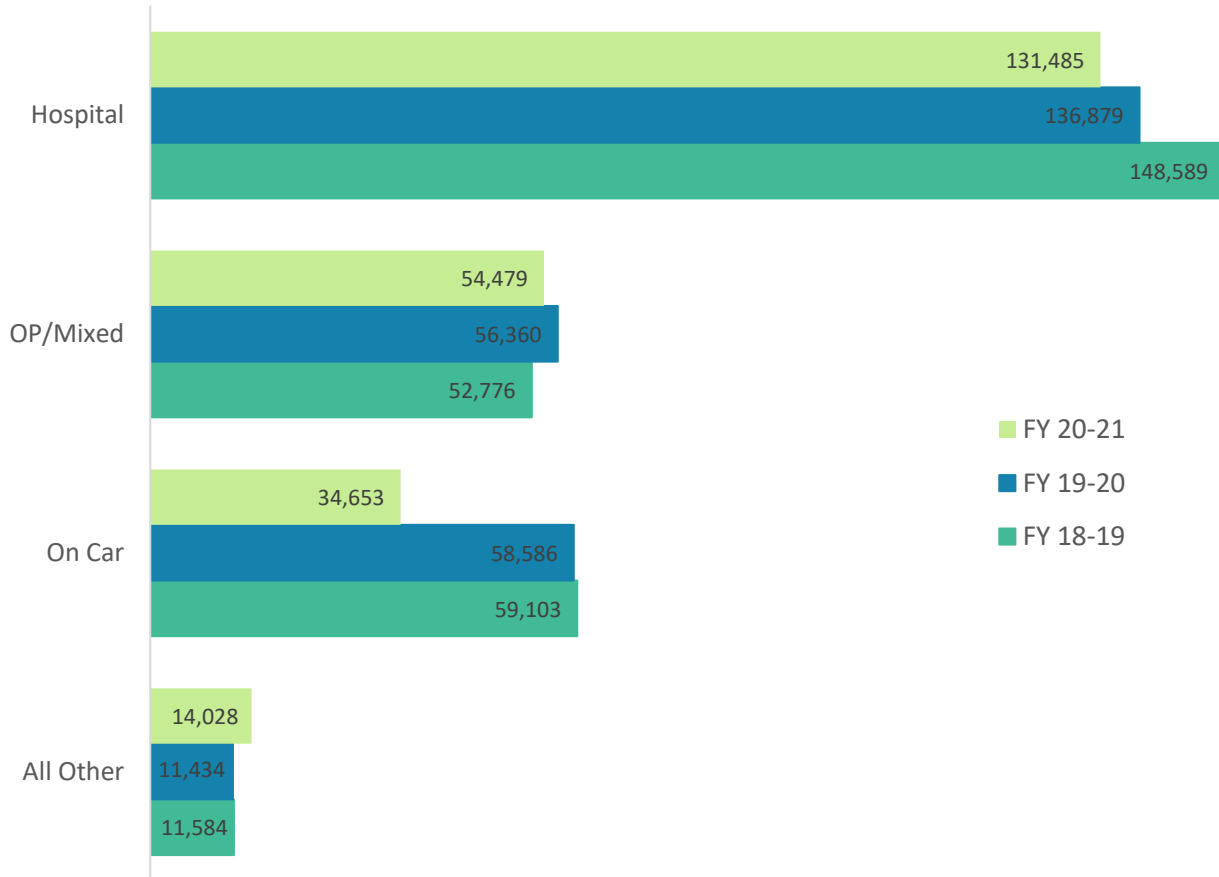
EDUCATION INSTITUTION DISCIPLINE/SUB-DISCIPLINE	BC							Grand Total
	Cancer	BCCH	SunnyHill	BCW	BCMHSUS	BCCDC	PHSA	
BCIT	59	132	21	139			5	356
Nursing	1	97	21	122				241
Post-RN Specialty		43		94				137
Bacc Nursing - BScN/BSN/BN	1	54	21	28				104
Technologist/Technician	19	34		11				64
Nuclear Medicine Tech	15	10						25
Radiology Tech		14						14
Sonography Tech				11				11
Medical Laboratory Technologist		5						5
Clinical Genetics Technologist	4	1						5
Perfusionist		3						3
Magnetic Resonance Imaging (MRI) Technology/Technician		1						1
Therapist	39							39
Radiation Therapist	39							39
Administration		1		6			3	10
Medical Office Assistant		1		6				7
Human Resources Management							3	3
Other Health							2	2

EDUCATION INSTITUTION DISCIPLINE/SUB-DISCIPLINE	BC Cancer	BCCH	SunnyHill	BCW	BCMHSUS	BCCDC	PHSA	Grand Total
Other Health							2	2
University of British Columbia	16	105	17	14	61	6	1	220
Nursing	4	50	8	13	54			129
Bacc Nursing - BScN/BSN/BN	1	48	8	12	54			123
Nurse Practitioner	3	2						5
Nursing - Masters				1				1
Rehabilitation Sciences		15	9		4			28
Occupational Therapist		8	6		4			18
Physiotherapist		5	2					7
Speech & Language Pathologist/Communications		1	1					2
Audiologist		1						1
Food & Nutrition	10	11		1		1		23
Dietitian	10	11		1		1		23
Pharmacy		22						22
Pharmacist		22						22
Social Work		4			3			7
Master of Social Work		4						4
Bachelor of Social Work					3			3
Other Health		1				5		6
Master of Public Health		1				5		6
Psychology		2						2
Psychology (PHD)		2						2
Dental Medicine	2							2
Doctor of Dental Medicine	2							2
Administration							1	1
Policy and Planning							1	1
Kwantlen Polytechnic University		52		30	45			127
Nursing		52		30	45			127
Bacc Nursing - BScN/BSN/BN		45		29	30			104
Psychiatric Nursing Bacc - BScN/BN/RPN Psych		7		1	13			21
Registered Nurse					2			2
Douglas College		85	1		20			106
Nursing		85			18			103
Bacc Nursing - BScN/BSN/BN		82						82
Psychiatric Nursing Bacc - BScN/BN/RPN Psych		3			18			21
Therapist			1		2			3
Recreation Therapist Degree			1		2			3
Langara College		58		17	24			99
Nursing		58		17	24			99
Bacc Nursing - BScN/BSN/BN		58		17	24			99
Grand Total	75	432	39	200	150	6	6	908

PHSA programs provide outpatient or ambulatory services delivered by inter-professional teams. PHSA monitors student activities across placement settings to ensure students have learning opportunities in a variety of patient care settings. New categories of placement setting were

applied this year and reflect similar percentages for service delivery settings at PHSA facilities. See Figure 6 for the distribution of student hours by placement setting.

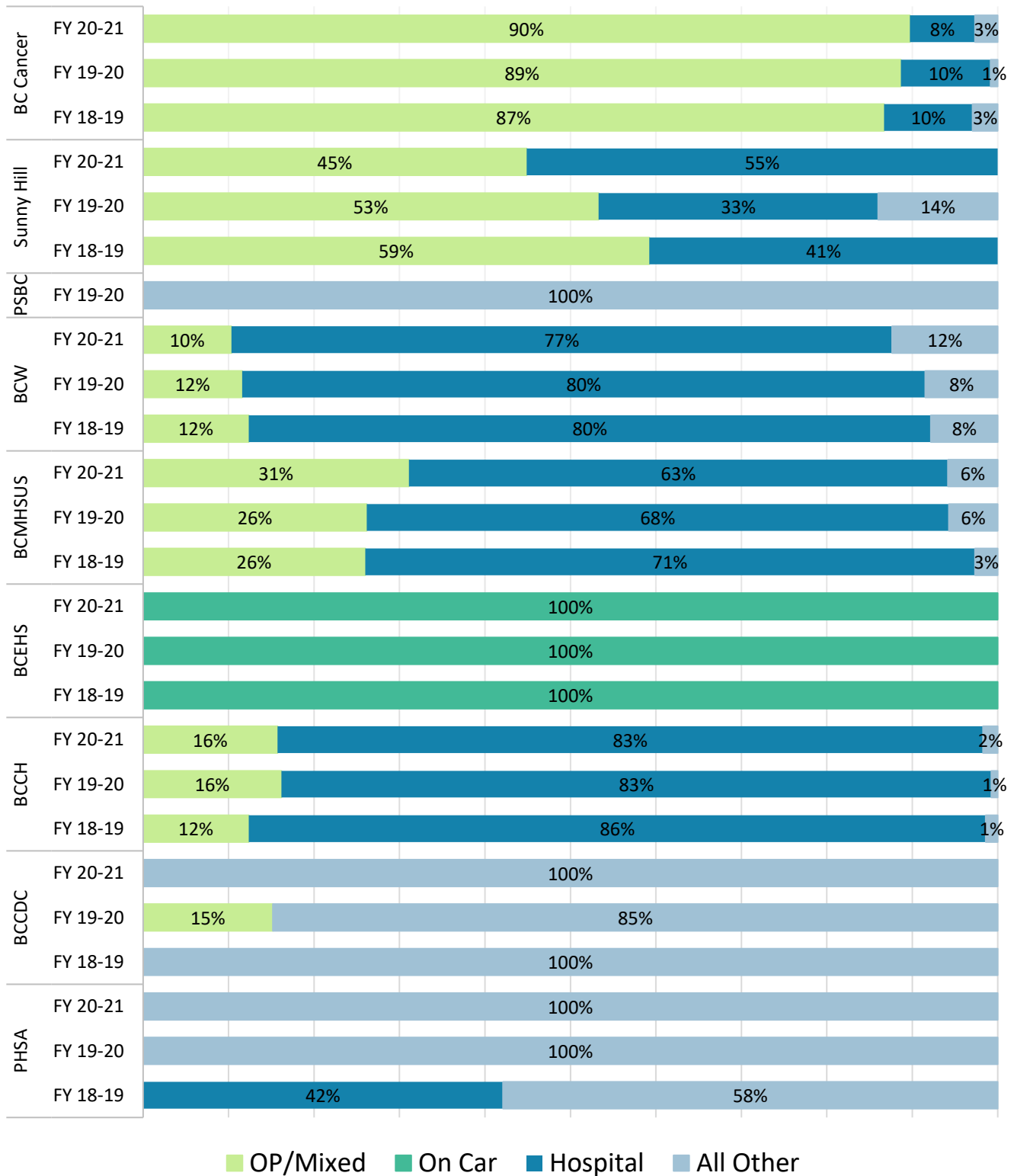
FIGURE 6 Distribution of Student Hours by Placement Setting by FY



Note: All Other includes Community, Corporate, and Population Health

Practice setting is also influenced by the type of care provided by the program as can be seen in Figure 7. Please see glossary for definitions of practice settings.

FIGURE 7 Percent of Student Hours by Practice Setting by Agency by FY



Note: All Other includes Community, Corporate, and Population Health

MONITOR THE QUALITY OF CLINICAL LEARNING ENVIRONMENT AND RESULTS

Teams, programs, health organizations, academic institutions, government partners and other stakeholders are all interested to know more about students' experiences while on their placements, in order to monitor the quality, make continuous improvements, and resolve any emerging issues. These diverse stakeholder groups are keen to collaborate on an approach to gather this information without inundating students with multiple requests, and that will effectively manage the privacy and confidentiality of students' responses.

The processes and approaches for gathering student feedback are varied across discipline, academic program and PHSA program and include online surveys, formal feedback, meetings and committees, as well as informal suggestions and comments. Currently, PHSA gathers information from a survey embedded in the New Hire Orientation course.

Results from the New Hire Orientation Online Course on Learning Hub, which includes a survey of previous practice placement activities (see Appendix E) are reported for a fourth fiscal year. Combined results are shown in Table 9 and 10.

Out of the 1,760 respondents from April 1, 2020 – March 31, 2021, 11% or 195 had a placement at a PHSA site. While this is a 9% reduction from FY 2019-20, there was a 35% reduction in the total number of survey respondents compared to FY 2019-20. This course is not mandatory so may represent a lower response rate and not necessarily less hires. See Table 9 for a breakdown of new hires by placement program that represent 85% of the total hires. The top three programs for new hires with a PHSA placement disciplines are Primary Care Paramedic, Nursing-RN, Medical Lab Assistant.

The top three educational institutions for new hires with a PHSA placement are JIBC, BCIT, and UBC. See Table 10 for a breakdown of new hires with a practice placement by educational institution for all institutions with over 5 placements.

TABLE 9 Number of New Hires by Placement Discipline for top 85% - FY 2020 - 21

Placement Discipline Name	Number of New hires with a PHSA Placement
Paramedic - Primary Care	44
Nursing - RN	43
Medical Laboratory Assistant	36
Nursing - RPN	11
Other	10
Medical Office Assistant	9
Public Health	7
Unit Clerk /Unit Coordinator	6
Medical Laboratory Technologist	6

TABLE 10 Number of PHSA Placements by Educational Institution for New Hires - FY 2020-21

Educational Institution	Number of New Hires with a PHSA Placement
Justice Institute of BC	40
BCIT	27
University of British Columbia	23
West Coast College of Health Care	17
Kwantlen Polytechnic University	15
Vancouver Community College	12
Stenberg College	12
Langara College	10
Douglas College	8
Other	6

BUILD STUDENT EDUCATION CAPACITY

Placement Activity

In FY 20-21, BC Cancer provided 24,965 student hours, a 12% decline from FY 19-20 (excluding medical students) of which all were one-to-one preceptorships (supervised by a PHSA preceptor/employee). The top 3 disciplines in FY 20-21 by

total student hours are Therapist (63%), Technologists (12%) and Nursing (10%). A breakdown of student hours and students by site, discipline, sub-discipline and fiscal year can be found in Table 11.

TABLE 11 Total # of Students and Hours by Site, Discipline and Sub-discipline by Fiscal Year

Discipline/Sub-discipline	FY 18-19		FY 19-20		FY 20-21	
	Total Student Hours	Total # of Students	Total Student Hours	Total # of Students	Total Student Hours	Total # of Students
BCC-Van	14,733	71	15,120	72	11,546	61
Therapist	6,750	16	7,800	18	5,225	15
Radiation Therapist	5,900	14	6,800	16	5,075	14
Art Therapist	850	2	150	1	150	1
Music Therapist			850	1		
Technologist/Technician	2,258	22	2,080	15	3,060	21
Nuclear Medicine Tech	1,200	15	880	11	1,200	15
Clinical Genetics Technologist	450	1	900	2	1,560	4
Medical Laboratory Assistant	600	4	300	2	300	2
Radiology Tech	8	2				
Nursing	2,550	11	1,780	9	1,385	6
Nurse Practitioner			404	3	773	4
Bacc Nursing - BScN/BSN/BN	2,550	11	972	4	612	2
Registered Nurse			300	1		
Nursing - Masters			104	1		
Food & Nutrition	1,160	9	1,360	10	736	9
Dietitian	1,160	9	1,360	10	736	9
Administration	580	6	1,460	14	720	7
Health Unit Coordinator/Nursing Unit Clerk	580	6	1,460	14	720	7
Other Health	175	1			412	1
Master of Public Health					412	1
Biomedical Engineer	175	1				
Dental Medicine					8	2
Doctor of Dental Medicine					8	2
Health Information Management	180	1				
Health Information Management	180	1				
Rehabilitation Sciences			320	4		
Physiotherapist			320	4		
Social Work	450	1				
Master of Social Work	450	1				
Pharmacy	630	4	320	2		
Pharmacy Technician	150	1	160	1		
Pharmacist	480	3	160	1		
BCC-Surrey	5,035	12	5,098	13	6,055	19
Therapist	5,035	12	4,923	12	5,303	15

Discipline/Sub-discipline	FY 18-19		FY 19-20		FY 20-21	
	Total Student Hours	Total # of Students	Total Student Hours	Total # of Students	Total Student Hours	Total # of Students
Radiation Therapist	5,035	12	4,923	12	5,303	15
Social Work					462	1
Master of Social Work					462	1
Administration					150	1
Health Unit Coordinator/Nursing Unit Clerk					150	1
Psychology					100	1
Counselling - Other					100	1
Food & Nutrition					40	1
Dietitian					40	1
Other Health			175	1		
Biomedical Engineer			175	1		
BCC-Vic	2,525	5	3,125	8	4,013	13
Therapist	2,250	3	2,850	5	2,475	4
Radiation Therapist	2,250	3	2,850	5	2,475	4
Nursing	100	1	100	2	1,038	5
Bacc Nursing - BScN/BSN/BN					540	3
Nurse Practitioner	100	1	100	2	498	2
Administration					500	4
Health Unit Coordinator/Nursing Unit Clerk					500	4
Other Health	175	1	175	1		
Biomedical Engineer	175	1	175	1		
BCC-Abbot	3,198	6	3,229	6	3,085	8
Therapist	3,038	5	3,225	5	2,815	6
Radiation Therapist	3,038	5	3,225	5	2,815	6
Administration					270	2
Health Unit Coordinator/Nursing Unit Clerk					270	2
Technologist/Technician			4	1		
Radiology Tech			4	1		
Pharmacy	160	1				
Pharmacy Technician	160	1				
BCC-Kel			650	3	216	2
Food & Nutrition			40	1	112	1
Other					112	1
Dietitian			40	1		
Nursing					104	1
Nursing - Masters					104	1
Social Work			450	1		
Master of Social Work			450	1		
Pharmacy			160	1		
Pharmacist			160	1		
BCC-PG	750	1	1,007	4	50	1
Nursing					50	1
Nurse Practitioner					50	1
Administration			240	2		
Health Unit Coordinator/Nursing Unit Clerk			240	2		
Therapist	750	1	638	1		

Discipline/Sub-discipline	FY 18-19		FY 19-20		FY 20-21	
	Total Student Hours	Total # of Students	Total Student Hours	Total # of Students	Total Student Hours	Total # of Students
Radiation Therapist	750	1	638	1		
Rehabilitation Sciences			130	1		
Speech & Language Pathologist/Communications			130	1		
Grand Total	26,241	95	28,229	106	24,965	104

The Medical Doctor Undergraduate program (MDUG) had a total of 112 distinct students, representing 190 placements and 1,956 days, arriving at BC Cancer facilities from April 1, 2020 – March 31, 2021. See Table 12 for a breakdown by

specialty and site. Please note that the total for the number of distinct students does not represent the sum of the data by site due to the same student having placements in multiple specialties and locations.

TABLE 12 MDUG – Total # of Distinct Students, Placements and Requested Days by Site and Specialty - FY 2020-21

Site/Specialty	# of Distinct Students	# of Placements	Total # of Days
BCC-Van	61	98	1,036
Radiation Oncology	32	45	462
Internal Medicine	20	27	273
Oncology	14	23	273
Orthopedics	2	3	28
BCC-Surrey	18	29	308
Radiation Oncology	12	21	224
Medical Oncology	6	8	84
BCC-Kel	15	22	222
Radiation Oncology	11	17	180
Medical Oncology	4	5	42
BCC-PG	13	17	166
Radiation Oncology	13	17	166
BCC-Abbot	9	12	119
Radiation Oncology	9	12	119
BCC-Vic	8	12	105
Radiation Oncology	4	6	49
Medical Oncology	4	6	56
Grand Total	112	190	1,956

The Post Graduate Medical Education program (PGME) had a total of 210 distinct students, representing 593 placements and 16,674 days, arriving at BC Cancer facilities from April 1, 2020 – March 31, 2021. See Table 13 for a breakdown by

specialty and site. Please note that the total for the number of distinct students does not represent the sum of the data by site due to the same student having placements in multiple specialties and locations.

TABLE 13 PGME – Total # of Distinct Students, Placements and Requested Days by Site and Specialty - FY 2020-21

Site/Specialty	# of Distinct Students	# of Placements	Total # of Days
BCC-Van	196	563	15,842
Oncology	64	169	4,819
Radiation Oncology	34	115	3,154
Pathology	27	69	1,892
Orthopedics	20	48	1,412
Palliative	21	32	831
Psychiatry	11	27	822
General Survey	13	28	781
Nuclear Medicine	4	21	638
Neurology	11	19	532

Site/Specialty	# of Distinct Students	# of Placements	Total # of Days
ObGyn	10	18	499
Dermatology	9	14	393
Medical Genetics & Genomics	1	2	55
General Surgical Oncology	1	1	14
BCC-Vic	17	19	531
Medical Oncology	7	7	196
Hematology	7	7	196
Radiation Oncology	4	4	111
Gynecological Oncology	1	1	28
BCC-Surrey	8	8	217
Medical Oncology	6	6	168
Radiation Oncology	2	2	49
BCC-Kel	1	1	28
Radiation Oncology	1	1	28
BCC-Abbot	1	1	28
Radiation Oncology	1	1	28
BCC-PG	1	1	28
Radiation Oncology	1	1	28
Grand Total	210	593	16,674

In FY 2020-21, BC Cancer declined a total of 42 placement requests representing 42 students and 6,902 hours. Requests are for individual and group placements which is why the number of students may exceed the number of

requests. Top reasons for these declines for all sites are shown in Table 14. The top discipline declined is Administration placements. See Appendix B for all PHSA declines by discipline, program, and reason for FY 20-21.

TABLE 14 # of Students and Hours by Discipline, Site and Reasons for Placement Decline - FY 2020 - 21

Discipline/Site/Detailed Decline Reason	Decline Reason Total	Total # of Students	Total # of Student Hrs
Administration	30	30	3,836
BCC-Van	16	16	1,818
Number of requests exceed scheduling capacity	15	15	1,690
No experienced/trained staff to precept	1	1	128
BCC-Surrey	8	8	1,118
Number of requests exceed scheduling capacity	6	6	870
No experienced/trained staff to precept	2	2	248
BCC-Abbot	6	6	900
Number of requests exceed scheduling capacity	3	3	450
Exceptional circumstances (provide explanation)	2	2	300
No experienced/trained staff to precept	1	1	150
Nursing	4	4	1,236
BCC-Van	2	2	492
Exceptional circumstances (provide explanation)	2	2	492
BCC-Vic	1	1	384
Number of requests exceeds physical capacity	1	1	384
BCC-Surrey	1	1	360
No experienced/trained staff to precept	1	1	360
Psychology	3	3	1,000
BCC-Van	2	2	600
On-Site Hazard/Event	1	1	300
No experienced/trained staff to precept	1	1	300

Discipline/Site/Detailed Decline Reason	Decline Reason Total	Total # of Students	Total # of Student Hrs
BCC-Surrey	1	1	400
On-Site Hazard/Event	1	1	400
Pharmacy	3	3	480
BCC-Abbot	1	1	160
Number of requests exceed scheduling capacity	1	1	160
BCC-Van	1	1	160
Number of requests exceed scheduling capacity	1	1	160
BCC-Surrey	1	1	160
Number of requests exceed scheduling capacity	1	1	160
Other Health	2	2	350
BCC-Van	1	1	175
Exceptional circumstances (provide explanation)	1	1	175
BCC-Surrey	1	1	175
Exceptional circumstances (provide explanation)	1	1	175
Grand Total	42	42	6,902

Table 15 shows the estimated cost of staff time by discipline and sub-discipline for FY 20-21. Excluded from this table is estimated cost related to medical students.

TABLE 15 Estimated Cost of Preceptor Time by Discipline, Sub-discipline and Encounter Type - FY 2020 -21

Discipline	Sub-discipline	Group Cost	One to One Cost	Total Cost
Therapist	Radiation Therapist	\$0	\$208,900	\$208,900
	Art Therapist	\$0	\$2,000	\$2,000
Technologist/Technician	Clinical Genetics Technologist	\$0	\$20,800	\$20,800
	Nuclear Medicine Tech	\$0	\$16,000	\$16,000
	Medical Laboratory Assistant	\$0	\$4,000	\$4,000
Nursing	Nurse Practitioner	\$0	\$22,017	\$22,017
	Bacc Nursing - BScN/BSN/BN	\$0	\$19,200	\$19,200
	Nursing - Masters	\$0	\$1,733	\$1,733
Administration	Health Unit Coordinator/Nursing Unit Clerk	\$0	\$21,867	\$21,867
Food & Nutrition	Dietitian	\$0	\$12,933	\$12,933
	Other	\$0	\$1,867	\$1,867
Social Work	Master of Social Work	\$0	\$7,700	\$7,700
Other Health	Master of Public Health	\$0	\$6,867	\$6,867
Psychology	Counselling - Other	\$0	\$1,667	\$1,667
Dental Medicine	Doctor of Dental Medicine	\$0	\$133	\$133
Grand Total		\$0	\$347,683	\$347,683

BUILD EFFECTIVE PARTNERSHIPS AND COLLABORATIONS THAT SUPPORT INNOVATION

Table 16 shows the distribution of student hours by educational institution and sub-discipline by fiscal year. Of the 14 educational institutions with an active placement in

FY 20-21, the top three, BCIT, UBC and VCC, represent 85% of total student hours.

TABLE 16 Distribution of Student Placements by Educational Institution and Sub-discipline by FY

Education Institution	Sub-discipline	FY 18-19	FY 19-20	FY 20-21
BCIT		19,281	20,569	18,728
	Radiation Therapist	16,973	18,435	15,668
	Clinical Genetics Technologist	450	900	1,560
	Nuclear Medicine Tech	1,200	880	1,200
	Bacc Nursing - BScN/BSN/BN	300		300
	Radiology Tech	8	4	
	Biomedical Engineer	350	350	
University of British Columbia		3,026	3,186	1,652
	Dietitian	1,160	1,400	776
	Nurse Practitioner		404	556
	Bacc Nursing - BScN/BSN/BN	936	612	312
	Doctor of Dental Medicine			8
	Speech & Language Pathologist/Communications		130	
	Physiotherapist		320	
	Pharmacist	480	320	
	Master of Social Work	450		
Vancouver Community College		1,540	1,760	900
	Health Unit Coordinator/Nursing Unit Clerk	580	1,460	600
	Medical Laboratory Assistant	600	300	300
	Bacc Nursing - BScN/BSN/BN	360		
University of Victoria		100	204	619
	Nurse Practitioner	100	100	515
	Nursing - Masters		104	104
Camosun College/University of Victoria				540
	Bacc Nursing - BScN/BSN/BN			540
Camosun College				500
	Health Unit Coordinator/Nursing Unit Clerk			500
University of Waterloo				462
	Master of Social Work			462
Simon Fraser University				412
	Master of Public Health			412
University of the Fraser Valley				300
	Health Unit Coordinator/Nursing Unit Clerk			300
Athabasca University				250
	Nurse Practitioner			250
Stenberg College				240
	Health Unit Coordinator/Nursing Unit Clerk			240
Vancouver Art Therapy Institute		850	150	150
	Art Therapist	850	150	150
Ryerson University				112
	Other			112
Trinity Western University				100
	Counselling - Other			100
Thompson Rivers University			300	
	Registered Nurse		300	
Selkirk College			240	
	Health Unit Coordinator/Nursing Unit Clerk		240	
Douglas College		180		
	Health Information Management	180		

Education Institution	Sub-discipline	FY 18-19	FY 19-20	FY 20-21
Capilano University			850	
	Music Therapist		850	
University of British Columbia - Okanagan			450	
	Master of Social Work		450	
CDI College		310	160	
	Pharmacy Technician	310	160	
Kwantlen Polytechnic University		594	360	
	Bacc Nursing - BScN/BSN/BN	594	360	
Langara College		360		
	Bacc Nursing - BScN/BSN/BN	360		
Grand Total		26,241	28,229	24,965

BC CHILDREN'S HOSPITAL AND SUNNY HILL HEALTH CENTRE (BCCH)



BUILD STUDENT EDUCATION CAPACITY

Placement Activity

In FY 20-21, BC Children's and Sunny Hill Health Centre provided 106,181 student hours, a 4% increase over FY 2019-20 (excluding medical students) of which 52% were one-to-one preceptorships (supervised by a PHSA preceptor/employee) and 48% were group placements

(supervised by an instructor provided by the educational institution). Nursing placements represent 47% of total student hours in FY 20-21. A breakdown of student hours and students by site, discipline, sub-discipline and fiscal year can be found in Table 17.

TABLE 17 Total # of Students and Hours by Site, Discipline and Sub-discipline by Fiscal Year

Discipline/Sub-discipline	FY 18-19		FY 19-20		FY 20-21	
	Total Student Hours	Total # of Students	Total Student Hours	Total # of Students	Total Student Hours	Total # of Students
BCCH	103,766	643	96,351	637	99,084	582
Nursing	47,231	391	51,734	439	45,839	387
Bacc Nursing - BScN/BSN/BN	39,188	325	41,990	323	38,766	324
Post-RN Specialty	4,450	44	5,316	83	3,313	43
Nurse Practitioner	769	10	1,321	15	1,312	10
Psychiatric Nursing Bacc - BScN/BN/RPN Psych	2,824	12	2,712	16	2,448	10
Registered Nurse			396	2		
Therapist	17,395	71	9,850	41	19,470	77
Respiratory Therapist	17,395	71	9,800	40	18,620	76
Music Therapist					850	1
Art Therapist			50	1		
Technologist/Technician	16,417	47	12,137	26	15,404	40
Radiology Tech	3,042	7	3,042	7	3,653	14
Nuclear Medicine Tech	1,200	15	320	4	800	10
Sterile Processing Technician					2,396	6
Medical Laboratory Technologist	8,250	10	8,250	10	7,875	5
Perfusionist	225	2	450	4	240	3
Clinical Genetics Technologist	1,730	5			280	1
MRI Technology/Technician	1,120	4			160	1
Medical Radiation Technology			75	1		
Medical Laboratory Assistant	430	3				
Sonography Tech	420	1				
Pharmacy	8,780	43	8,748	47	7,782	28
Pharmacist	8,000	38	7,808	41	7,040	22
Pharmacy Technician	780	5	940	6	742	6
Rehabilitation Sciences	3,882	25	4,138	26	3,554	16
Occupational Therapist	1,382	6	1,794	8	1,788	8
Physiotherapist	2,044	15	1,372	14	1,044	5
Audiologist	248	2	216	1	216	1
Speech & Language Pathologist/Communications	29	1	576	2	288	1
Rehabilitation Assistant	180	1	180	1	218	1
Social Work	2,862	6	4,497	11	3,264	8

Discipline/Sub-discipline	FY 18-19		FY 19-20		FY 20-21	
	Total Student Hours	Total # of Students	Total Student Hours	Total # of Students	Total Student Hours	Total # of Students
Master of Social Work	2,262	5	2,937	7	3,264	8
Child and Youth Care Worker	600	1	1,560	4		
Food & Nutrition	1,392	15	1,080	12	1,880	11
Dietitian	1,392	15	1,080	12	1,880	11
Psychology	1,778	6	1,500	5	1,700	4
Psychology (PHD)	128	2			1,400	3
Psychology (Masters)	1,650	4	600	2	300	1
Counselling Psychology			900	3		
Administration	1,780	17	1,225	13	80	1
Medical Office Assistant	700	8	640	8	80	1
Clerical - General	480	4	360	3		
Master of Library and Information Services			120	1		
Health Unit Coordinator/Nursing Unit Clerk	600	5	105	1		
Paramedic					72	9
Paramedic-Advanced/Critical Care					72	9
Other Health	918	6	440	4	40	1
Master of Public Health	38	1			40	1
Biomedical Engineer	525	3	350	2		
Various - Multidisciplinary/Interdisciplinary			90	2		
Other Health	35	1				
Bachelor of Science	320	1				
Dental Medicine	72	9				
Doctor of Dental Medicine	72	9				
Health Information Management	1,260	7	1,002	13		
Health Information Management	1,260	7	1,002	13		
SunnyHill	7,213	38	6,003	59	7,097	62
Nursing	3,132	22	1,984	15	4,284	51
Bacc Nursing - BScN/BSN/BN	3,132	22	1,964	14	4,284	51
Nursing - Masters			20	1		
Rehabilitation Sciences	2,121	12	2,204	15	2,253	10
Occupational Therapist	801	5	801	5	1,344	6
Physiotherapist	1,080	6	860	7	432	2
Speech & Language Pathologist/Communications			158	1	252	1
Rehabilitation Assistant	240	1	385	2	225	1
Therapist	1,120	2	75	25	560	1
Recreation Therapist Degree	1,120	2	75	25	560	1
Other Health	840	2	840	2		
Master of Public Health	840	2	840	2		
Social Work			900	2		
Master of Social Work			900	2		
Grand Total	110,979	681	102,354	696	106,181	644

The Medical Doctor Undergraduate program (MDUG) had a total of 403 distinct students, representing 1,094 placements and 18,053 days, representing a 24% decline over FY 19-20, arriving at BC Children’s Hospital and Sunny Hill Health Centre facilities from April 1, 2020 – March 31,

2021. See Table 18 for a breakdown by site and specialty. Please note that the total for the number of distinct students does not represent the sum of the data by site due to the same student having placements in multiple specialties and locations.

TABLE 18 MDUG – Total # of Distinct Students, Placements and Requested Days by Site and Specialty - FY 2020-21

Site/Specialty	# of Distinct Students	# of Placements	Total # of Days
BCCH	403	1,094	18,053
Pediatrics	214	360	8,442
Ophthalmology	172	202	1,792
Psychiatry	134	216	4,032
Anesthesiology	40	40	343
Cardiology	29	41	525
Medical Biochemistry	23	40	539
Urology	17	25	273
Plastic Surgery	16	24	224
Otolaryngology	14	24	280
Emergency	13	23	336
Dermatology	13	23	252
Neurology - Pediatric	12	18	196
Diagnostic Radiology	10	14	133
Orthopedic Surgery	8	9	140
Endocrinology	6	11	168
Infectious Disease	6	11	168
Neurosurgery	4	6	84
Pathology	3	3	42
Gastroenterology	2	3	56
Hematology	1	1	28
Grand Total	403	1,094	18,053

The Post Graduate Medical Education program (PGME) had a total of 651 distinct students, representing 2,224 placements and 63,384 days, arriving at BC Children’s Hospital and Sunny Hill Health Centre facilities from April 1, 2020 – March 31, 2021. See Table 19 for a breakdown by site

and specialty. Please note that the total for the number of distinct students does not represent the sum of the data by site due to the same student having placements in multiple specialties and locations.

TABLE 19 PGME – Total # of Distinct Students, Placements and Requested Days by Site and Specialty - FY 2020-21

Site/Specialty	# of Distinct Students	# of Placements	Total # of Days
BCCH	649	2,184	62,269
Pediatrics	197	652	17,134
Emergency	206	265	8,632
Psychiatry	63	233	7,049
Neurology - Pediatric	47	130	3,103
Critical Care	73	100	3,070
Rheumatology	16	70	2,941
Anesthesiology	50	91	2,524
Otolaryngology	14	62	1,834
Ophthalmology	23	68	1,813
ObGyn	43	63	1,720
Medical Genetics	15	52	1,288
Endocrinology	27	45	1,282
Orthopedic Surgery	17	41	1,136
Medical Biochemistry	23	40	1,086

Site/Specialty	# of Distinct Students	# of Placements	Total # of Days
Infectious Disease	28	41	1,045
Urology	16	35	956
Cardiology	29	34	952
Diagnostic Radiology	19	25	656
Nuclear Medicine	5	21	626
Dermatology	21	24	622
Plastic Surgery	11	19	533
Neurosurgery	4	13	450
Physical Medicine & Rehabilitation	7	15	405
Gastroenterology	13	13	368
Neuroradiology	8	8	230
Family Medicine	3	3	210
Neuropathology	6	8	208
Cardiac Surgery	1	4	140
Geriatric Medicine	3	4	114
Medical Oncology	3	3	86
Pathology	2	2	56
SunnyHill	20	40	1,115
Developmental Pediatrics	16	29	808
Physical Medicine & Rehabilitation	3	9	251
Pediatrics	1	2	56
Grand Total	651	2,224	63,384

In FY 2020-21, BCCH and Sunny Hill declined a total of 196 placement requests representing 306 students and 45,043 hours. Requests are for individual and group placements which is why the number of students exceeds the number of

requests. Top reasons for these declines for all disciplines are shown in Table 20. The top discipline declined is nursing placements. See Appendix B for all PHSA declines by discipline, program and reason for FY 20-21.

TABLE 20 # of Students and Hours by Discipline, Site & Reasons for Placement Decline - FY 2020-21

Discipline/Site/Detailed Decline Reason	Decline Reason Total	Total # of Students	Total # of Student Hrs
Nursing	176	286	36,773
BCCH	161	245	32,478
Number of requests exceeds physical capacity	64	97	13,608
Exceptional circumstances (provide explanation)	16	22	5,206
On-Site Hazard/Event	14	44	3,906
Closure of beds, unit or program during placement period	19	19	2,418
Request not suitable for area requested	16	25	2,415
Number of requests exceed scheduling capacity	20	26	2,345
No experienced/trained staff to precept	9	9	2,342
Student not suitable for area requested	2	2	144
No Reply from Destination (RC users)	1	1	95
SunnyHill	15	41	4,295
Number of requests exceeds physical capacity	8	18	2,559
Exceptional circumstances (provide explanation)	5	21	1,256
Closure of beds, unit or program during placement period	1	1	300
On-Site Hazard/Event	1	1	180
Psychology	7	7	4,300
BCCH	7	7	4,300
Number of requests exceeds physical capacity	4	4	2,200
Exceptional circumstances (provide explanation)	2	2	1,400
No experienced/trained staff to precept	1	1	700
Technologist/Technician	8	8	3,170

Discipline/Site/Detailed Decline Reason	Decline Reason Total	Total # of Students	Total # of Student Hrs
BCCH	8	8	3,170
Request not suitable for area requested	4	4	1,680
No Reply from Destination (RC users)	3	3	1,010
Student not suitable for area requested	1	1	480
Pharmacy	2	2	320
BCCH	2	2	320
Number of requests exceed scheduling capacity	2	2	320
Administration	2	2	300
BCCH	2	2	300
No experienced/trained staff to precept	2	2	300
Rehabilitation Sciences	1	1	180
BCCH	1	1	180
No Reply from Destination (RC users)	1	1	180
Grand Total	196	306	45,043

Table 21 shows the estimated cost of staff time by discipline and sub-discipline for FY 20-21. Excluded from this table is estimated cost related to medical students.

TABLE 21 Estimated Cost of Preceptor Time by Discipline, Sub-discipline and Encounter Type – FY 2020-21

Discipline	Sub-discipline	Group Cost	One to One Cost	Total Cost
Nursing	Bacc Nursing - BScN/BSN/BN	\$72,045	\$237,200	\$309,245
	Psychiatric Nursing Bacc - BScN/BN/RPN Psych	\$0	\$40,800	\$40,800
	Post-RN Specialty	\$2,531	\$38,333	\$40,865
	Nurse Practitioner	\$0	\$21,867	\$21,867
Therapist	Music Therapist	\$0	\$11,333	\$11,333
	Recreation Therapist Degree	\$0	\$7,467	\$7,467
	Respiratory Therapist	\$37,240	\$0	\$37,240
Technologist/Technician	Medical Laboratory Technologist	\$0	\$105,000	\$105,000
	Radiology Tech	\$0	\$48,707	\$48,707
	Nuclear Medicine Tech	\$0	\$10,667	\$10,667
	Clinical Genetics Technologist	\$0	\$3,733	\$3,733
	Perfusionist	\$0	\$3,200	\$3,200
	MRI Technology/Technician	\$0	\$2,133	\$2,133
	Sterile Processing Technician	\$0	\$0	\$0
Pharmacy	Pharmacist	\$0	\$117,333	\$117,333
	Pharmacy Technician	\$0	\$12,367	\$12,367
Rehabilitation Sciences	Occupational Therapist	\$0	\$52,200	\$52,200
	Physiotherapist	\$0	\$24,600	\$24,600
	Speech & Language Pathologist/Communications	\$0	\$9,000	\$9,000
	Rehabilitation Assistant	\$0	\$7,375	\$7,375
	Audiologist	\$0	\$3,600	\$3,600
Social Work	Master of Social Work	\$0	\$54,392	\$54,392
Food & Nutrition	Dietitian	\$0	\$31,333	\$31,333
Psychology	Psychology (PHD)	\$0	\$23,333	\$23,333
	Psychology (Masters)	\$0	\$5,000	\$5,000
Administration	Medical Office Assistant	\$0	\$1,067	\$1,067
Paramedic	Paramedic-Advanced/Critical Care	\$144	\$0	\$144
Other Health	Master of Public Health	\$0	\$667	\$667
Grand Total		\$111,960	\$872,707	\$984,667

BUILD EFFECTIVE PARTNERSHIPS AND COLLABORATIONS THAT SUPPORT INNOVATION

Table 22 shows the distribution of student hours by educational institution and sub-discipline by fiscal year. Of the 18 educational institutions with an active placement in

FY 20-21, the top three, UBC, BCIT, and Thompson Rivers University, represent 63% of all student hours.

TABLE 22 Distribution of Student Placements by Educational Institution and Sub-discipline by FY

Education Institution	Sub-discipline	FY 18-19	FY 19-20	FY 20-21
University of British Columbia		25,859	26,395	25,436
	Bacc Nursing - BScN/BSN/BN	8,816	8,474	8,112
	Pharmacist	8,000	7,808	7,040
	Occupational Therapist	2,183	2,595	3,132
	Dietitian	1,392	1,040	1,880
	Master of Social Work	1,800	2,025	1,688
	Physiotherapist	3,124	2,232	1,476
	Psychology (PHD)	100		1,000
	Speech & Language Pathologist/Communications	29	734	540
	Nurse Practitioner	96	441	312
	Audiologist	248	216	216
	Master of Public Health			40
	Various - Multidisciplinary/Interdisciplinary		90	
	Nursing - Masters		20	
	Master of Library and Information Services		120	
	Counselling Psychology		600	
	Doctor of Dental Medicine	72		
BCIT		25,562	24,869	23,169
	Medical Laboratory Technologist	8,250	8,250	7,875
	Bacc Nursing - BScN/BSN/BN	4,200	6,501	6,768
	Radiology Tech	3,042	3,042	3,653
	Post-RN Specialty	4,450	5,316	3,313
	Nuclear Medicine Tech	1,200	320	800
	Clinical Genetics Technologist	1,730		280
	Perfusionist	225	450	240
	MRI/Technician	1,120		160
	Medical Office Assistant	400	640	80
	Sonography Tech	420		
	Biomedical Engineer	525	350	
Thompson Rivers University		17,827	10,100	18,620
	Respiratory Therapist	17,395	9,800	18,620
	Bacc Nursing - BScN/BSN/BN	432		
	Registered Nurse		300	
Douglas College		13,988	9,915	10,782
	Bacc Nursing - BScN/BSN/BN	9,884	7,720	9,142
	Psychiatric Nursing Bacc - BScN/BN/RPN Psych	1,724	1,448	1,080
	Recreation Therapist Degree	1,120	75	560
	Health Information Management	1,260	672	
Kwantlen Polytechnic University		7,730	7,818	7,482
	Bacc Nursing - BScN/BSN/BN	6,270	6,458	6,114
	Psychiatric Nursing Bacc - BScN/BN/RPN Psych	1,100	1,264	1,368
	Registered Nurse		96	
	Health Unit Coordinator/Nursing Unit Clerk	360		
Langara College		10,019	12,049	6,942
	Bacc Nursing - BScN/BSN/BN	10,019	12,049	6,942
Vancouver Community College		540	525	5,195
	Sterile Processing Technician			2,396
	Bacc Nursing - BScN/BSN/BN			2,352
	Rehabilitation Assistant	240	225	225
	Pharmacy Technician	300	300	222

Education Institution	Sub-discipline	FY 18-19	FY 19-20	FY 20-21
Trinity Western University		2,304	2,352	3,240
	Bacc Nursing - BScN/BSN/BN	2,304	2,352	3,240
Capilano University			160	1,068
	Music Therapist			850
	Rehabilitation Assistant		160	218
University of British Columbia - Okanagan			450	900
	Master of Social Work		450	900
University of Victoria		938	1,110	800
	Psychology (PHD)			400
	Nurse Practitioner	543	810	400
	Bacc Nursing - BScN/BSN/BN	395		
	Counselling Psychology		300	
University of Toronto				600
	Nurse Practitioner			600
Stenberg College		1,360	1,105	520
	Pharmacy Technician	480	640	520
	Medical Laboratory Assistant	160		
	Clerical - General	480	360	
	Health Unit Coordinator/Nursing Unit Clerk	240	105	
Athabasca University		130	70	380
	Bacc Nursing - BScN/BSN/BN			380
	Nurse Practitioner	130	70	
Wilfrid Laurier University			462	338
	Master of Social Work		462	338
York University				338
	Master of Social Work			338
Simon Fraser University		2,490	1,440	300
	Psychology (Masters)	1,650	600	300
	Master of Public Health	840	840	
Justice Institute of BC				72
	Paramedic-Advanced/Critical Care			72
Confederate College			75	
	Medical Radiation Technology		75	
University of Waterloo		66		
	Psychology (PHD)	28		
	Master of Public Health	38		
CDI College		120		
	Medical Laboratory Assistant	120		
Okanagan College		180	180	
	Rehabilitation Assistant	180	180	
HealthcareCAN			70	
	Health Information Management		70	
Center for Distance Education			225	
	Health Information Management		225	
Vancouver Art Therapy Institute			50	
	Art Therapist		50	
University of Saskatchewan			40	
	Dietitian		40	
West Coast College of Health Care		150		
	Medical Laboratory Assistant	150		
Renison University College		462		
	Master of Social Work	462		
CAN-Cdn Healthcare Association			35	
	Health Information Management		35	
University of the Fraser Valley		600	1,650	
	Master of Social Work		450	
	Child and Youth Care Worker	600	1,200	

Education Institution	Sub-discipline	FY 18-19	FY 19-20	FY 20-21
McMaster University			360	
	Child and Youth Care Worker		360	
School District 41 - Burnaby		300		
	Medical Office Assistant	300		
McGill University		320	400	
	Bachelor of Science	320		
	Bacc Nursing - BScN/BSN/BN		400	
Dalhousie University		35		
	Other Health	35		
University of Norther British Columbia			450	
	Master of Social Work		450	
Grand Total		110,979	102,354	106,181

BC WOMEN'S HOSPITAL & HEALTH CENTRE (BCW)

BUILD STUDENT EDUCATION CAPACITY

Placement Activity

In FY 20-21, BCW provided 29,915 student hours, a decline of 27% from FY 2019-20 (excluding medical students) of which 64% were one-to-one preceptorships (supervised by a PHSA preceptor/employee) and 36% were group placements (supervised by an instructor provided by the educational

institution). Nursing placements represent 80% of total student hours in FY 20-21. A breakdown of student hours and students by site, discipline, sub-discipline, and fiscal year can be found in Table 23.

TABLE 23 Total # of Students and Hours by Site, Discipline and Sub-discipline by Fiscal Year

Discipline/Sub-discipline	FY 18-19		FY 19-20		FY 20-21	
	Total Student Hours	Total # of Students	Total Student Hours	Total # of Students	Total Student Hours	Total # of Students
BCW	38,418	319	40,905	367	29,915	251
Nursing	30,034	234	31,511	272	24,080	200
Bacc Nursing - BScN/BSN/BN	15,942	122	18,386	149	13,685	104
Post-RN Specialty	13,364	104	12,508	115	9,963	94
Psychiatric Nursing Bacc - BScN/BN/RPN Psych					360	1
Nursing - Masters	104	1	144	3	72	1
Nurse Practitioner	624	7	473	5		
Other Health	2,202	25	3,846	35	2,472	6
Master of Public Health	1,680	4	3,360	8	2,472	6
Therapeutic Touch Practitioner	270	15	486	27		
Various - Multidisciplinary/Interdisciplinary	252	6				
Technologist/Technician	2,730	12	2,359	13	1,881	11
Sonography Tech	2,730	12	2,359	13	1,881	11
Administration	2,084	21	1,106	11	680	8
Medical Office Assistant	720	9	160	2	480	6
Health Unit Coordinator/Nursing Unit Clerk	1,160	10	778	7	200	2
Clerical - General	120	1				
Medical Transcriptionist	84	1	168	2		
Social Work	450	1	675	2	450	1
Master of Social Work	450	1	675	2	450	1
Paramedic	168	21	224	28	192	24
Paramedic-Advanced/Critical Care	168	21	224	28	192	24
Food & Nutrition	120	2	40	1	160	1
Dietitian	120	2	40	1	160	1
Pharmacy			500	3		
Pharmacy Technician			160	1		
Pharmacist			340	2		
Health Information Management	225	1				
Health Information Management	225	1				
Psychology			500	1		

Discipline/Sub-discipline	FY 18-19		FY 19-20		FY 20-21	
	Total Student Hours	Total # of Students	Total Student Hours	Total # of Students	Total Student Hours	Total # of Students
Counselling Psychology			500	1		
Rehabilitation Sciences	405	2	144	1		
Physiotherapist	180	1				
Occupational Therapist	225	1	144	1		
Grand Total	38,418	319	40,905	367	29,915	251

The Medical Doctor Undergraduate program (MDUG) had a total of 159 distinct students, representing 251 placements and 3,206 days, arriving at BC Women's Hospital facilities from April 1, 2020 – March 31, 2021. See Table 24 for a

breakdown by site and specialty. Please note that the total for the number of distinct students does not represent the sum of the data by site due to the same student having placements in multiple specialties and locations.

TABLE 24 MDUG – Total # of Distinct Students, Placements and Requested Days by Site and Specialty - FY 2020-21

Site/Specialty	# of Distinct Students	# of Placements	Total # of Days
BCW	159	251	3,206
Anesthesiology	106	106	805
ObGyn	42	85	1,519
Family Medicine	30	54	812
Psychiatry	2	3	28
Medical Genetics	1	2	14
Emergency Medicine - Pediatrics	1	1	28
Grand Total	159	251	3,206

The Post Graduate Medical Education program (PGME) had a total of 304 distinct students, representing 739 placements and 19,530 days, arriving at BC Women's Hospital facilities from April 1, 2020 – March 31, 2021. See Table 25 for a

breakdown by site and specialty. Please note that the total for the number of distinct students does not represent the sum of the data by site due to the same student having placements in multiple specialties and locations.

TABLE 25 PGME – Total # of Distinct Students, Placements and Requested Days by Site and Specialty - FY 2020 -21

Site/Specialty	# of Distinct Students	# of Placements	Total # of Days
BCW	304	739	19,530
ObGyn	123	366	9,987
Neonatal Perinatal Medicine	47	95	2,257
Anesthesiology	35	62	1,770
Medical Genetics	13	59	1,506
Emergency Medicine - Pediatrics	37	39	975
Urology	13	24	673
Psychiatry	8	17	490
Diagnostic Radiology	10	14	392
General Internal Medicine	4	11	351
Infectious Disease	10	14	325
Hematology	5	8	239
Pediatrics	16	16	234
Family Medicine	5	7	133
Geriatric Medicine	3	4	114
Gynecological Reproductive Endocrinology & Infertility	1	3	84
Grand Total	304	739	19,530

In FY 2020-21, BCW declined a total of 68 placement requests representing 96 students and 15,216 hours. Requests are for individual and group placements which is why the number of students exceeds the number of

requests. Top reasons for these declines for all sites are shown in Table 26. The top discipline declined is nursing placements. See Appendix B for all PHSA declines by discipline, program, and reason for FY 20-21.

TABLE 26 # of Students and Hours by Discipline, Site and Reasons for Placement Decline - FY 2020-21

Discipline/Site/Detailed Decline Reason	Decline Reason Total	Total # of Students	Total # of Student Hrs
Nursing	56	75	8,794
BCW	56	75	8,794
Number of requests exceed scheduling capacity	26	40	2,989
Number of requests exceeds physical capacity	10	15	2,407
Request not suitable for area requested	10	10	1,718
On-Site Hazard/Event	5	5	768
Closure of beds, unit or program during placement period	2	2	520
No experienced/trained staff to precept	2	2	352
Exceptional circumstances (provide explanation)	1	1	40
Technologist/Technician	4	13	5,330
BCW	4	13	5,330
Number of requests exceed scheduling capacity	3	12	5,120
Number of requests exceeds physical capacity	1	1	210
Administration	5	5	578
BCW	5	5	578
No experienced/trained staff to precept	3	3	338
Exceptional circumstances (provide explanation)	2	2	240
Psychology	2	2	354
BCW	2	2	354
Number of requests exceeds physical capacity	1	1	304
Exceptional circumstances (provide explanation)	1	1	50
Pharmacy	1	1	160
BCW	1	1	160
Number of requests exceeds physical capacity	1	1	160
Grand Total	68	96	15,216

Table 27 shows the estimated cost of staff time by discipline for FY 19-20. Excluded from this table is estimated cost related to medical students.

TABLE 27 Estimated Cost of Preceptor Time by Discipline, Sub-discipline and Encounter Type - FY 2020-21

Discipline	Sub-discipline	Group Cost	One to One Cost	Total Cost
Nursing	Bacc Nursing - BScN/BSN/BN	\$15,733	\$123,200	\$138,933
	Post-RN Specialty	\$10,940	\$93,117	\$104,057
	Psychiatric Nursing Bacc - BScN/BN/RPN Psych	\$0	\$6,000	\$6,000
	Nursing - Masters	\$0	\$1,200	\$1,200
Other Health	Master of Public Health	\$0	\$41,200	\$41,200
Technologist/Technician	Sonography Tech	\$0	\$25,080	\$25,080
Administration	Medical Office Assistant	\$0	\$6,400	\$6,400
	Health Unit Coordinator/Nursing Unit Clerk	\$0	\$2,667	\$2,667
Social Work	Master of Social Work	\$0	\$7,500	\$7,500

Discipline	Sub-discipline	Group Cost	One to One Cost	Total Cost
Paramedic	Paramedic-Advanced/Critical Care	\$384	\$0	\$384
Food & Nutrition	Dietitian	\$0	\$2,667	\$2,667
Grand Total		\$27,057	\$309,030	\$336,087

BUILD EFFECTIVE PARTNERSHIPS AND COLLABORATIONS THAT SUPPORT INNOVATION

Table 28 Shows the distribution of student hours by educational institution and sub-discipline by fiscal year. Of the 9 educational institutions with an active placement in FY

20-21, the top three, BCIT, Kwantlen Polytechnic University and UBC, represent 74% of all student hours.

TABLE 28 Distribution of Student Placements by Educational Institution and Sub-discipline by FY

Education Institution	Sub-discipline	FY 18-19	FY 19-20	FY 20-21
BCIT		19,370	20,679	15,252
	Post-RN Specialty	13,364	12,508	9,963
	Bacc Nursing - BScN/BSN/BN	2,556	5,652	2,928
	Sonography Tech	2,730	2,359	1,881
	Medical Office Assistant	720	160	480
Kwantlen Polytechnic University		2,328	730	4,085
	Bacc Nursing - BScN/BSN/BN	1,968	730	3,725
	Psychiatric Nursing Bacc - BScN/BN/RPN Psych			360
	Health Unit Coordinator/Nursing Unit Clerk	360		
University of British Columbia		6,299	6,310	2,872
	Bacc Nursing - BScN/BSN/BN	5,040	4,733	2,640
	Dietitian	120	40	160
	Nursing - Masters		40	72
	Physiotherapist	180		
	Occupational Therapist	225	144	
	Pharmacist		340	
	Master of Social Work	450	225	
	Counselling Psychology		500	
	Various - Multidisciplinary/Interdisciplinary	252		
	Nurse Practitioner	32	288	
Langara College		4,920	6,105	2,808
	Bacc Nursing - BScN/BSN/BN	4,650	5,619	2,808
	Therapeutic Touch Practitioner	270	486	
Simon Fraser University		1,680	3,360	2,472
	Master of Public Health	1,680	3,360	2,472
Vancouver Community College		2,012	1,904	1,424
	Bacc Nursing - BScN/BSN/BN	1,728	1,536	1,224
	Health Unit Coordinator/Nursing Unit Clerk	200	200	200
	Medical Transcriptionist	84	168	
University of British Columbia - Okanagan				450
	Master of Social Work			450
Trinity Western University				360
	Bacc Nursing - BScN/BSN/BN			360
Justice Institute of BC		168	224	192
	Paramedic-Advanced/Critical Care	168	224	192
University of Victoria		616	739	
	Master of Social Work		450	
	Nursing - Masters	104	104	
	Nurse Practitioner	512	185	
Athabasca University		80		

Education Institution	Sub-discipline	FY 18-19	FY 19-20	FY 20-21
	Nurse Practitioner	80		
Center for Distance Education		225		
	Health Information Management	225		
Douglas College			116	
	Bacc Nursing - BScN/BSN/BN		116	
Stenberg College		720	738	
	Clerical - General	120		
	Pharmacy Technician		160	
	Health Unit Coordinator/Nursing Unit Clerk	600	578	
Grand Total		38,418	40,905	29,915

BC MENTAL HEALTH AND SUBSTANCE USE SERVICES (BCMHSUS)



BC MENTAL HEALTH
& SUBSTANCE USE SERVICES
Provincial Health Services Authority

BUILD STUDENT EDUCATION CAPACITY

Placement Activity

In FY 20-21, BCMHSUS provided 32,894 student hours, a 16% increase over FY 2019-20 (excluding medical students) of which 70% were one-to-one preceptorships (supervised by a PHSA preceptor/employee) and 30% were group placements (supervised by an instructor provided by the educational

institution). Nursing placements represent 70% of total student hours in FY 20-21. A breakdown of student hours and students by site, discipline, sub-discipline, and fiscal year can be found in Table 29.

TABLE 29 Total # of Students and Hours by Site, Discipline and Sub-discipline by Fiscal Year

Discipline/Sub-discipline	FY 18-19		FY 19-20		FY 20-21	
	Total Student Hours	Total # of Students	Total Student Hours	Total # of Students	Total Student Hours	Total # of Students
BbyCtrMH	17,832	131	14,027	102	16,120	110
Nursing	13,701	113	12,169	93	12,676	100
Bacc Nursing - BScN/BSN/BN	9,176	95	7,660	74	6,328	75
Psychiatric Nursing Bacc - BScN/BN/RPN Psych	3,189	13	3,333	15	4,140	16
Psychiatric Nursing - Diploma	1,080	3	1,080	3	1,620	5
Registered Nurse	96	1	96	1	588	4
Psychiatric Nursing Bacc - BScN/BN/RPN Psych - Post Diploma	160	1				
Social Work	1,250	5	427	2	1,054	3
Bachelor of Social Work			287	1	798	2
Master of Social Work	450	1			256	1
Social Services Worker Certificate	280	2	140	1		
Diploma of Social Work	520	2				
Therapist	638	2	560	1	940	2
Music Therapist	78	1			940	2
Recreation Therapist Degree	560	1	560	1		
Psychology	700	1	448	4	700	1
Psychology (Masters)	700	1	448	4	700	1
Rehabilitation Sciences	623	2	263	1	551	3
Occupational Therapist	623	2	263	1	551	3
Pharmacy	320	1	160	1	200	1
Pharmacist	320	1	160	1	200	1
Administration	600	7				
Health Unit Coordinator/Nursing Unit Clerk	600	7				
Forensic	7,018	36	8,232	40	9,590	60
Nursing	4,141	25	3,496	24	6,023	48

Discipline/Sub-discipline	FY 18-19		FY 19-20		FY 20-21	
	Total Student Hours	Total # of Students	Total Student Hours	Total # of Students	Total Student Hours	Total # of Students
Bacc Nursing - BScN/BSN/BN	2,652	18	2,496	16	3,627	33
Psychiatric Nursing Bacc - BScN/BN/RPN Psych	829	5	1,000	8	1,676	13
Psychiatric Nursing - Diploma	360	1			720	2
Registered Nurse	300	1				
Social Work	1,512	5	2,419	6	2,037	5
Bachelor of Social Work	1,498	4	1,519	4	2,037	5
Master of Social Work	14	1	900	2		
Psychology	150	1	500	1	715	3
Psychology (PHD)					415	2
Counselling Psychology	150	1	500	1	300	1
Rehabilitation Sciences	1,215	5	888	4	675	3
Rehabilitation Assistant	465	2			450	2
Occupational Therapist	750	3	888	4	225	1
Therapist			245	2	140	1
Recreation Therapist Degree			245	2	140	1
Other Health			45	1		
Community Health Worker			45	1		
Pharmacy			640	2		
Pharmacist			640	2		
CHS	3,703	26	3,033	21	4,316	24
Nursing	3,141	23	2,509	19	3,338	21
Bacc Nursing - BScN/BSN/BN	2,356	20	2,264	17	2,563	17
Nurse Practitioner					350	2
Licensed/Registered Practical Nurse	65	1	245	2	65	1
Psychiatric Nursing - Diploma					360	1
Psychiatric Nursing Bacc - BScN/BN/RPN Psych	720	2				
Social Work	524	2	524	2	450	1
Master of Social Work					450	1
Bachelor of Social Work	524	2	524	2		
Psychology					400	1
Psychology (PHD)					400	1
Administration	38	1			128	1
Health Unit Coordinator/Nursing Unit Clerk					128	1
Medical Office Assistant	38	1				
MentHthAdc	2,883	14	2,902	12	2,868	8
Other Health	480	1	1,615	4	1,920	4
Master of Public Health	480	1	1,615	4	1,920	4
Nursing	1,630	9	1,052	5	808	3
Psychiatric Nursing Bacc - BScN/BN/RPN Psych	880	4	800	3	720	2
Bacc Nursing - BScN/BSN/BN	672	4	156	1	88	1
Nurse Practitioner			96	1		
Bacc Nursing - Post Diploma BSN/BN	78	1				
Therapist	323	3	105	1	140	1
Recreation Therapist Degree	245	2	105	1	140	1

Discipline/Sub-discipline	FY 18-19		FY 19-20		FY 20-21	
	Total Student Hours	Total # of Students	Total Student Hours	Total # of Students	Total Student Hours	Total # of Students
Music Therapist	78	1				
Social Work	450	1				
Master of Social Work	450	1				
Pharmacy			130	2		
Pharmacist			130	2		
Grand Total	31,436	207	28,193	175	32,894	202

The Medical Doctor Undergraduate program (MDUG) had a total of 7 distinct students, representing 10 placements and 91 days, arriving at BC Mental Health and Substance Use facilities from April 1, 2020 – March 31, 2021. See Table 30

for a breakdown by site and specialty. Please note that the total for the number of distinct students does not represent the sum of the data by site due to the same student having placements in multiple specialties and locations.

TABLE 30 MDUG – Total # of Distinct Students, Placements and Requested Days by Site and Specialty - FY 2020-21

Site/Specialty	# of Distinct Students	# of Placements	Total # of Days
Forensic	7	10	91
Forensic Psychiatry	7	10	91
Grand Total	7	10	91

The Post Graduate Medical Education program (PGME) had a total of 12 distinct students, representing 46 placements and 1,407 days, arriving at BC Mental Health and Substance Use facilities from April 1, 2020 – March 31, 2021. See Table 31 for a breakdown by site and specialty. Please note that

the total for the number of distinct students does not represent the sum of the data by site due to the same student having placements in multiple specialties and locations.

TABLE 31 PGME – Total # of Distinct Students, Placements and Requested Days by Site and Specialty - FY 2020-21

Site/Specialty	# of Distinct Students	# of Placements	Total # of Days
BbyCtrMH	10	29	887
Psychiatry	10	29	887
Forensic	7	17	520
Psychiatry	5	12	369
Forensic Psychiatry	2	5	151
Grand Total	12	46	1,407

In FY 2020-21, BCMHSUS facilities declined a total of 77 placement requests representing 114 students and 20,833 hours. Requests are for individual and group placements which is why the number of students exceeds the number of

requests. Top reasons for these declines for all sites are shown in Table 32. The top discipline declined is nursing placements. See Appendix B for all PHSA declines by discipline, program, and reason for FY 20-21.

TABLE 32 # of Students and Hours by Discipline, Site and Reasons for Placement Decline - FY 2020-21

Discipline/Site/Detailed Decline Reason	Decline Reason Total	Total # of Students	Total # of Student Hrs
Nursing	53	90	13,145
BbyCtrMH	26	59	6,432
Number of requests exceed scheduling capacity	20	50	5,112
No experienced/trained staff to precept	3	3	1,080
Number of requests exceeds physical capacity	3	6	240
Forensic	15	19	4,376
Number of requests exceeds physical capacity	14	18	4,176
Number of requests exceed scheduling capacity	1	1	200
CHS	9	9	1,857

Discipline/Site/Detailed Decline Reason	Decline Reason Total	Total # of Students	Total # of Student Hrs
Request not suitable for area requested	2	2	720
No experienced/trained staff to precept	4	4	605
On-Site Hazard/Event	2	2	312
No Reply from Destination (RC users)	1	1	220
MentHthAdc	3	3	480
Number of requests exceeds physical capacity	3	3	480
Psychology	11	11	4,054
Forensic	5	5	2,000
Request not suitable for area requested	1	1	400
Exceptional circumstances (provide explanation)	1	1	400
Student not suitable for area requested	1	1	400
No experienced/trained staff to precept	1	1	400
Number of requests exceeds physical capacity	1	1	400
BbyCtrMH	3	3	1,204
No experienced/trained staff to precept	3	3	1,204
MentHthAdc	2	2	450
Request not suitable for area requested	2	2	450
CHS	1	1	400
Student not suitable for area requested	1	1	400
Social Work	8	8	2,874
Forensic	6	6	2,116
Request not suitable for area requested	2	2	700
No experienced/trained staff to precept	2	2	700
Number of requests exceeds physical capacity	1	1	378
Number of requests exceed scheduling capacity	1	1	338
BbyCtrMH	2	2	758
No experienced/trained staff to precept	2	2	758
Other Health	4	4	600
Forensic	4	4	600
Number of requests exceed scheduling capacity	4	4	600
Pharmacy	1	1	160
Forensic	1	1	160
Request not suitable for area requested	1	1	160
Grand Total	77	114	20,833

Table 33 shows the estimated cost of staff time by discipline for FY 20-21. Excluded from this table is estimated cost related to medical students.

TABLE 33 Estimated Cost of Preceptor Time by Discipline, Sub-discipline and Encounter Type - FY 2020-21

Discipline	Sub-discipline	Group Cost	One to One Cost	Total Cost
Nursing	Psychiatric Nursing Bacc - BScN/BN/RPN Psych	\$0	\$108,925	\$108,925
	Bacc Nursing - BScN/BSN/BN	\$24,360	\$47,700	\$72,060
	Psychiatric Nursing - Diploma	\$0	\$45,000	\$45,000
	Registered Nurse	\$0	\$9,800	\$9,800
	Nurse Practitioner	\$0	\$5,833	\$5,833
	Licensed/Registered Practical Nurse	\$0	\$1,088	\$1,088
Social Work	Bachelor of Social Work	\$0	\$47,250	\$47,250
	Master of Social Work	\$0	\$11,767	\$11,767
Other Health	Master of Public Health	\$0	\$32,000	\$32,000
Psychology	Psychology (PHD)	\$0	\$13,583	\$13,583

Discipline	Sub-discipline	Group Cost	One to One Cost	Total Cost
	Psychology (Masters)	\$0	\$11,667	\$11,667
	Counselling Psychology	\$0	\$5,000	\$5,000
Rehabilitation Sciences	Occupational Therapist	\$0	\$12,925	\$12,925
	Rehabilitation Assistant	\$0	\$7,500	\$7,500
Therapist	Music Therapist	\$0	\$12,533	\$12,533
	Recreation Therapist Degree	\$0	\$3,733	\$3,733
Pharmacy	Pharmacist	\$0	\$3,333	\$3,333
Administration	Health Unit Coordinator/Nursing Unit Clerk	\$0	\$1,707	\$1,707
Grand Total		\$24,360	\$381,345	\$405,705

BUILD EFFECTIVE PARTNERSHIPS AND COLLABORATIONS THAT SUPPORT INNOVATION

Table 34 shows the distribution of student hours by educational institution and sub-discipline by fiscal year. Of the 21 educational institutions with an active placement in

FY 20-21, the top three, UBC, Kwantlen Polytechnic University and Douglas College, represent 48% of all student hours.

TABLE 34 Distribution of Student Placements by Educational Institution and Sub-discipline by FY

Education Institution	Sub-discipline	FY 18-19	FY 19-20	FY 20-21
University of British Columbia		8,467	8,682	7,334
	Bacc Nursing - BScN/BSN/BN	5,376	5,628	5,424
	Bachelor of Social Work	378	378	1,134
	Occupational Therapist	1,013	1,150	776
	Counselling Psychology		500	
	Nurse Practitioner		96	
	Master of Public Health	480		
	Pharmacist	320	930	
	Master of Social Work	900		
Kwantlen Polytechnic University		4,408	3,596	5,328
	Psychiatric Nursing Bacc - BScN/BN/RPN Psych	2,360	2,536	2,976
	Bacc Nursing - BScN/BSN/BN	1,352	964	2,160
	Registered Nurse	96	96	192
	Health Unit Coordinator/Nursing Unit Clerk	600		
Douglas College		4,743	3,552	3,840
	Psychiatric Nursing Bacc - BScN/BN/RPN Psych	3,258	2,597	3,560
	Recreation Therapist Degree	805	910	280
	Psychiatric Nursing Bacc - BScN/BN/RPN Psych - Post Diploma	160		
	Diploma of Social Work	520		
	Community Health Worker		45	
University of Victoria		1,676	1,792	2,890
	Bacc Nursing - BScN/BSN/BN	1,248	1,092	1,690
	Master of Social Work			450
	Psychology (PHD)			400
	Nurse Practitioner			350
	Bacc Nursing - Post Diploma BSN/BN	78		
	Bachelor of Social Work	350	700	
Stenberg College		1,440	1,080	2,700
	Psychiatric Nursing - Diploma	1,440	1,080	2,700
Langara College		5,088	3,600	2,160
	Bacc Nursing - BScN/BSN/BN	5,088	3,600	2,160
Thompson Rivers University		1,348	614	1,442
	Bacc Nursing - BScN/BSN/BN	1,048	614	1,046
	Registered Nurse	300		396

Education Institution	Sub-discipline	FY 18-19	FY 19-20	FY 20-21
University of Toronto				1,320
	Master of Public Health			1,120
	Pharmacist			200
Capilano University		156		940
	Music Therapist	156		940
University of the Fraser Valley		420	900	840
	Bachelor of Social Work	420		840
	Master of Social Work		900	
University of Alberta			400	800
	Master of Public Health		400	800
Adler University		850	448	700
	Psychology (Masters)	700	448	700
	Counselling Psychology	150		
Vancouver Community College		465		450
	Rehabilitation Assistant	465		450
University of Northern British Columbia		524	965	441
	Bachelor of Social Work	524	965	441
Nicola Valley Institute of Technology			287	420
	Bachelor of Social Work		287	420
Simon Fraser University			415	415
	Psychology (PHD)			415
	Master of Public Health		415	
University of Calgary				300
	Counselling Psychology			300
University of British Columbia - Okanagan				256
	Master of Social Work			256
Sprott Shaw College				128
	Health Unit Coordinator/Nursing Unit Clerk			128
Okanagan College		144	78	126
	Bacc Nursing - BScN/BSN/BN	144	78	126
College of New Caledonia		103	245	65
	Licensed/Registered Practical Nurse	65	245	65
	Medical Office Assistant	38		
Queens University			800	
	Master of Public Health		800	
Vancouver Career College		280	140	
	Social Services Worker Certificate	280	140	
BCIT		600	600	
	Bacc Nursing - BScN/BSN/BN	600	600	
Vancouver Island University		350		
	Bachelor of Social Work	350		
Western Washington University		360		
	Occupational Therapist	360		
Renison University College		14		
	Master of Social Work	14		
Grand Total		31,436	28,193	32,894

BC CENTRE FOR DISEASE CONTROL (BCCDC)



BC Centre for Disease Control
Provincial Health Services Authority

BUILD STUDENT EDUCATION CAPACITY

Placement Activity

In FY 20-21, BCCDC provided 5,058 student hours, an increase of 81% over FY 2019-20 (excluding medical students) of which 100% were one-to-one preceptorships

(supervised by a PHSA preceptor/employee). A breakdown of student hours and students by site, discipline, sub-discipline and fiscal year can be found in Table 35.

TABLE 35 Total # of Students and Hours by Site, Discipline and Sub-discipline by Fiscal Year

Discipline/Sub-discipline	FY 18-19		FY 19-20		FY 20-21	
	Total Student Hours	Total # of Students	Total Student Hours	Total # of Students	Total Student Hours	Total # of Students
BCCDC	5,020	15	2,791	13	5,058	13
Other Health	4,200	9	1,315	3	4,898	12
Master of Public Health	4,200	9	1,315	3	4,898	12
Food & Nutrition	160	1	200	2	160	1
Dietitian	160	1	200	2	160	1
Nursing	480	4	1,276	8		
Bacc Nursing - BScN/BSN/BN	480	4	1,276	8		
Health Information Management	180	1				
Health Information Management	180	1				
Grand Total	5,020	15	2,791	13	5,058	13

The Medical Doctor Undergraduate program (MDUG) had a total of 13 distinct students, representing 17 placements and 231 days, arriving at BCCDC facilities from April 1, 2020 – March 31, 2021. See Table 36 for a breakdown by specialty

and site. Please note that the total for the number of distinct students does not represent the sum of the data by site due to the same student having placements in multiple specialties and locations.

TABLE 36 MDUG – Total # of Distinct Students, Placements and Requested Days by Site and Specialty - FY 2020-21

Site/Specialty	# of Distinct Students	# of Placements	Total # of Days
BCCDC	13	17	231
Public Health	11	15	203
Pathology	2	2	28
Grand Total	13	17	231

The Post Graduate Medical Education program (PGME) had a total of 29 distinct students, representing 53 placements and 14368 days, arriving at BCCDC facilities from April 1, 2020 – March 31, 2021. See Table 37 for a breakdown by

specialty and site. Please note that the total for the number of distinct students does not represent the sum of the data by site due to the same student having placements in multiple specialties and locations.

TABLE 37 PGME – Total # of Distinct Students, Placements and Requested Days by Site and Specialty

Site/Specialty	# of Distinct Students	# of Placements	Total # of Days
BCCDC	29	53	1,436
Pathology	19	26	695
Public Health	9	23	657
Respirology	3	3	56
#N/A	1	1	28
Grand Total	29	53	1,436

In FY 2020-21, BCCDC declined a total of 1 placement requests representing 1 students and 312 hours. Requests are for individual and group placements which is why the number of students may exceed the number of requests.

Top reasons for these declines for all sites are shown in Table 38. The discipline declined was a nursing placement. See Appendix B for all PHSA declines by discipline, program and reason for FY 20-21.

TABLE 38 # of Students and hours by Discipline, Site and Reasons for Placement Decline - FY 2020-21

Discipline/Site/Detailed Decline Reason	Decline Reason Total	Total # of Students	Total # of Student Hrs
Nursing	1	1	312
BCCDC	1	1	312
Exceptional circumstances (provide explanation)	1	1	312
Grand Total	1	1	312

Table 39 shows the estimated cost of staff time by discipline for FY 20-21. Excluded from this table is estimated cost related to medical students.

TABLE 39 Estimated Cost of Preceptor Time by Discipline, Sub-discipline and Encounter Type - FY 2020-21

Discipline	Sub-discipline	Group Cost	One to One Cost	Total Cost
Other Health	Master of Public Health	\$0	\$81,633	\$81,633
	Dietitian	\$0	\$2,667	\$2,667
Grand Total		\$0	\$84,300	\$84,300

BUILD EFFECTIVE PARTNERSHIPS AND COLLABORATIONS THAT SUPPORT INNOVATION

Table 40 shows the distribution of student hours by educational institution and sub-discipline by fiscal year. Of the 4 educational institutions with an active placement in FY

20-21, the top three, UBC, SFU and McMaster University, represent 92% of all student hours.

TABLE 40 Distribution of Student Placements by Educational Institution and Sub-discipline by FY

Education Institution	Sub-discipline	FY 18-19	FY 19-20	FY 20-21
University of British Columbia		1,600	624	2,210
	Master of Public Health	1,440		2,050
	Dietitian	160	200	160
	Bacc Nursing - BScN/BSN/BN		424	
Simon Fraser University		1,680	415	2,048
	Master of Public Health	1,680	415	2,048
McMaster University				400
	Master of Public Health			400
University of Western Ontario				400
	Master of Public Health			400
University of Victoria			900	
	Master of Public Health		900	
University of Toronto		560		
	Master of Public Health	560		
Vancouver Community College		480	240	
	Bacc Nursing - BScN/BSN/BN	480	240	
Douglas College		180		
	Health Information Management	180		
BCIT			612	
	Bacc Nursing - BScN/BSN/BN		612	
University of Alberta		520		
	Master of Public Health	520		
Grand Total		5,020	2,791	5,058

BC EMERGENCY HEALTH SERVICES (BCEHS)

BUILD STUDENT EDUCATION CAPACITY

Placement Activity

In FY 20-21, BCEHS provided 34,503 student hours, a decline of 41% over FY 2019-20 (excluding medical students) that were all one-to-one preceptorships (supervised by a PHSA

preceptor/ employee). A breakdown of student hours and students by course and fiscal year can be found in Table 41.

TABLE 41 Total # of Students and Hours by Course and Fiscal Year

Discipline/ Sub-discipline	FY 18-19		FY 19-20		FY 20-21	
	Total Student Hours	Total # of Students	Total Student Hours	Total # of Students	Total Student Hours	Total # of Students
Paramedic	59,103	402	58,586	351	34,503	244
Primary Care Paramedic	46,098	337	43,165	313	27,913	226
Advanced Care Paramedic	13,005	65	15,421	38	6,589	18
Grand Total	59,103	402	58,586	351	34,503	244

Table 42 shows the estimated cost of staff time by discipline for FY 20-21.

TABLE 42 Estimated Cost of Preceptor Time by Discipline, Sub-discipline and Encounter Type - FY 2020-21

Discipline	Sub-discipline	Group Cost	One to One Cost	Total Cost
Paramedic	Primary Care Paramedic	\$0	\$1,116,533	\$1,116,533
	Advanced Care Paramedic	\$0	\$263,579	\$263,579
Grand Total		\$0	\$1,380,112	\$1,380,112

PHSA LAB, PHARMACY & MEDICAL IMAGING

BUILD STUDENT EDUCATION CAPACITY

Placement Activity

For the first time, PHSA is reporting placement activity for PHSA Lab, Pharmacy and Medical Imaging services. This data is also reported above in each of the specific program sections. In FY 20-21, PHSA's Lab, Pharmacy and Medical

Imaging provided 25,691 student hours (excluding medical students). A breakdown of student hours and students by service, sub-discipline, site and fiscal year can be found in Table 43.

TABLE 43 Total # of Students and Hours by Service, Sub-discipline, Site and Fiscal Year

Service/Sub-discipline/Site	FY 18-19		FY 19-20		FY 20-21	
	Total Student Hours	Total # of Students	Total Student Hours	Total # of Students	Total Student Hours	Total # of Students
Lab Services	11,544	24	9,618	16	10,015	12
Clinical Genetics Technologist	2,180	6	900	2	1,840	5
BCC	450	1	900	2	1,560	4
BCCH	1,730	5			280	1
Medical Laboratory Technologist	8,250	10	8,250	10	7,875	5
BCCH	8,250	10	8,250	10	7,875	5
Medical Laboratory Assistant	1,030	7	300	2	300	2
BCC	600	4	300	2	300	2
BCCH	430	3				
Medical Transcriptionist	84	1	168	2		
BCW	84	1	168	2		
Pharmacy	9,890	49	10,658	58	7,982	29
Pharmacist	8,800	42	9,398	50	7,240	23
BCCH	8,000	38	7,808	41	7,040	22
BCMHSUS	320	1	930	5	200	1
BCC	480	3	320	2		
BCW			340	2		
Pharmacy Technician	1,090	7	1,260	8	742	6
BCCH	780	5	940	6	742	6
BCC	310	2	160	1		
BCW			160	1		
Medical Imaging	9,708	53	6,672	35	7,694	51
Nuclear Medicine Tech	2,400	30	1,200	15	2,000	25
BCC	1,200	15	880	11	1,200	15
BCCH	1,200	15	320	4	800	10
Radiology Tech	3,038	6	3,038	6	3,653	14
BCCH	3,038	6	3,038	6	3,653	14
Sonography Tech	3,150	13	2,359	13	1,881	11
BCW	2,730	12	2,359	13	1,881	11
BCCH	420	1				
MRI Technology/Technician	1,120	4			160	1
BCCH	1,120	4			160	1
Medical Radiation Technology			75	1		
BCCH			75	1		
Grand Total	31,142	126	26,948	109	25,691	92

The Medical Doctor Undergraduate program (MDUG) had a total of 14 distinct students, representing 19 placements and 203 days, arriving at PHSA facilities from April 1, 2020 – March 31, 2021. See Table 44 for a breakdown by specialty

and site. Please note that the total for the number of distinct students does not represent the sum of the data by site due to the same student having placements in multiple specialties and locations.

TABLE 44 MDUG – Total # of Distinct Students, Placements and Requested Days by Site and Specialty - FY 2020-21

Site/Specialty	# of Distinct Students	# of Placements	Total # of Days
BCCH	12	17	175
Diagnostic Radiology	10	14	133
Pathology	3	3	42
BCCDC	2	2	28
Pathology	2	2	28
Grand Total	14	19	203

The Post Graduate Medical Education program (PGME) had a total of 66 distinct students, representing 136 placements and 3,691 days, arriving at PHSA facilities from April 1, 2020 – March 31, 2021. See Table 45 for a breakdown by specialty

and site. Please note that the total for the number of distinct students does not represent the sum of the data by site due to the same student having placements in multiple specialties and locations.

TABLE 45 PGME – Total # of Distinct Students, Placements and Requested Days by Site and Specialty - FY 2020-21

Site/Specialty	# of Distinct Students	# of Placements	Total # of Days
BCC-Van	27	69	1,892
Pathology	27	69	1,892
BCCH	21	27	712
Diagnostic Radiology	19	25	656
Pathology	2	2	56
BCCDC	19	26	695
Pathology	19	26	695
BCW	10	14	392
Diagnostic Radiology	10	14	392
Grand Total	66	136	3,691

In FY 2020-21, LPMI declined a total of 19 placement requests representing 28 students and 9,620 hours. Requests are for individual and group placements which is why the number of students may exceed the number of

requests. Top reasons for these declines for all sites are shown in Table 46. The top sub-discipline declined is Sonography Technologist. See Appendix B for all PHSA declines by discipline, program, and reason for FY 20-21.

TABLE 46 # of Students and hours by Reasons for Placement Decline, Discipline, and Site - FY 2020-21

Sub-discipline/Site/Decline Category	Category Total	Total # of Students	Total # of Student Hrs
Sonography Tech	9	18	7,490
BCW	4	13	5,330
Number of requests exceed scheduling capacity	3	12	5,120
Number of requests exceeds physical capacity	1	1	210
BCCH	5	5	2,160
Request not suitable for area requested	4	4	1,680
Student not suitable for area requested	1	1	480
Pharmacy Technician	7	7	1,120
BCCH	2	2	320
Number of requests exceed scheduling capacity	2	2	320
BCW	1	1	160
Number of requests exceeds physical capacity	1	1	160
BCC-Van	1	1	160
Number of requests exceed scheduling capacity	1	1	160
Forensic	1	1	160
Request not suitable for area requested	1	1	160

PHSA Lab, Pharmacy & Medical Imaging

Sub-discipline/Site/Decline Category	Category Total	Total # of Students	Total # of Student Hrs
BCC-Abbot	1	1	160
Number of requests exceed scheduling capacity	1	1	160
BCC-Surrey	1	1	160
Number of requests exceed scheduling capacity	1	1	160
Clinical Genetics Technologist	3	3	1,010
BCCH	3	3	1,010
No Reply from Destination (RC users)	3	3	1,010
Grand Total	19	28	9,620

Table 47 shows the estimated cost of staff time by sub-discipline for FY 20-21. Excluded from this table is estimated cost related to medical students.

TABLE 47 Estimated Cost of Preceptor Time by Discipline, Sub-discipline, and Encounter Type - FY 2020-21

Discipline	Sub-discipline	One to One Hours	One to One Cost	Total Cost
Technologist/Technician	Medical Laboratory Technologist	7,875	\$105,000	\$105,000
	Radiology Tech	3,653	\$48,707	\$48,707
	Nuclear Medicine Tech	2,000	\$26,667	\$26,667
	Sonography Tech	1,881	\$25,080	\$25,080
	Clinical Genetics Technologist	1,840	\$24,533	\$24,533
	Medical Laboratory Assistant	300	\$4,000	\$4,000
Pharmacy	Magnetic Resonance Imaging (MRI) Technology/Technician	160	\$2,133	\$2,133
	Pharmacist	7,240	\$120,667	\$120,667
	Pharmacy Technician	742	\$12,367	\$12,367
Grand Total		25,691	\$369,153	\$369,153

BUILD EFFECTIVE PARTNERSHIPS AND COLLABORATIONS THAT SUPPORT INNOVATION

Table 48 shows the distribution of student hours by educational institution and sub-discipline by fiscal year. Of the 5 educational institutions with an active placement in FY

20-21, the top two, BCIT and UBC, represent 95% of all student hours.

TABLE 48 Distribution of Student Placements by Educational Institution and Sub-discipline by FY

Education Institution	Sub-discipline	FY 18-19	FY 19-20	FY 20-21
BCIT		20,138	15,747	17,409
	Medical Laboratory Technologist	8,250	8,250	7,875
	Radiology Tech	3,038	3,038	3,653
	Nuclear Medicine Tech	2,400	1,200	2,000
	Sonography Tech	3,150	2,359	1,881
	Clinical Genetics Technologist	2,180	900	1,840
	Magnetic Resonance Imaging (MRI) Technology/Technician	1,120		160
University of British Columbia		8,800	9,398	7,040
	Pharmacist	8,800	9,398	7,040
Vancouver Community College		984	768	522
	Medical Laboratory Assistant	600	300	300
	Pharmacy Technician	300	300	222
	Medical Transcriptionist	84	168	
Stenberg College		640	800	520
	Pharmacy Technician	480	800	520
	Medical Laboratory Assistant	160		
University of Toronto				200
	Pharmacist			200
CDI College		430	160	
	Pharmacy Technician	310	160	
	Medical Laboratory Assistant	120		
Confederate College			75	
	Medical Radiation Technology		75	
West Coast College of Health Care		150		
	Medical Laboratory Assistant	150		
Grand Total		31,142	26,948	25,691

APPENDIX A – GLOSSARY

GLOSSARY	
HSPnet DEFINITIONS	
PLACEMENT TYPE	
<p>One-to-one (Supervision provided by PHSA preceptor)</p>	<p>These placements include the following types of encounters:</p> <p>Preceptor: These involve direct care and are supervised by an individual of the same discipline. An individual placement with an experienced practitioner in a collegial learning relationship; students may be assigned to one or more preceptors during the placement. A preceptor is an employee/contractor of the Receiving site; the educational program may also identify an instructor, facilitator, or liaison.</p> <p>Observation: A supervised placement involving student observation only, or "shadowing" a service provider.</p> <p>Project: Does not involve direct care, students function independently. An opportunity for one or more students to work on a project involving content, data, and/or materials that are furnished by the Receiving site. Supervision is provided by a Project Supervisor, who is an employee/contractor of the Receiving site; the educational program may also assign an instructor, facilitator, or liaison.</p> <p>Fieldwork: Individual: A placement that is focused on linking what is learned in class with what is seen, collected, and tested in the field. Supervision is provided by a field guide, who is an employee/contractor of the Receiving Site; the educational program may also identify a facilitator or liaison.</p> <p>Internship: A placement involving supervised practical experience, for a student or recent graduate. Supervision is provided by a preceptor or supervisor, who is an employee or contractor of the Receiving site; the educational program may also assign an instructor, facilitator, or liaison.</p> <p>Student Education: A generic description for placements in educational programs that prefer not to use another term like "Fieldwork" or "Preceptor".</p> <p>Independent Study: A placement that is organized by a learner directly, and not through an educational program. The learner may be a student or graduate. The placement does not normally involve direct patient care. Supervision is provided by an employee/contractor of the Receiving Site.</p> <p>Collaborative Learning Unit: A preceptored placement of students in groups on a unit where a Collaborative Learning Unit (CLU) program has been introduced (e.g., BC). Students are involved in direct patient care and have a high level of independence. All staff on the unit participate in the teaching-learning relationship with all students in the CLU group.</p>
<p>Group (Supervision provided by instructor from education institution)</p>	<p>Group: Instructor led, groups of two or more students in a placement location, under the clinical supervision of an instructor or faculty member who is assigned by the educational program.</p> <p>Alternate experiences: involves spending a portion of a placement in an alternate destination within the same receiving agency. An experience offered to students of an instructor-led Group, whereby some or all students from the "parent" group may rotate to another unit for one or more shifts. Supervision is provided by the instructor who is assigned by the educational program.</p>
HOURS	
<p>Student Hours</p>	<p>Total number of placement hours for all students (groups and non-groups) for all confirmed placements (calculated as # of students x the number of placement hours requested).</p>
<p>Placement Hours</p>	<p>Total number of hours requested, per student/group for all confirmed placements.</p>

GLOSSARY	
HSPnet DEFINITIONS	
PLACEMENT STATUS	
Confirmed	Represents all accepted requests that are confirmed by the school and agency.
Declined by Agency	Represents all requests that were officially declined by the receiving agency. The reasons for decline are also captured for this placement status.
Accepted by Agency	Represents all accepted requests that have not been confirmed by the school. Once a school accepts the placement, it becomes a Confirmed Status.
OTHER APPLICABLE HSPnet TERMS	
Discipline	A health sciences field of expertise such a Nursing or Medical Radiography,
Placing Agency	Typically, a health sciences educational institution that initiates a student placement but can be any organization that places a student (e.g., BCEHS).
Placement Destination	The physical or virtual location in which the student will complete their placement experience (e.g., 6 th floor surgical ward, 2B). A destination is considered “active” if a Destination Coordinator is actively managing the Inbox (accepting/declining).
Receiving Agency/Site	The agency (typically but not necessarily a health services organization) that receives a student placement request. The Receiving Agency represents the legal entity (health authority, private lab, etc.) as opposed to the placement destination or site.
GENERAL TERMS	
Students	Learners who are involved in a Student Education experience as part of their studies in an undergraduate, graduate, post-graduate (e.g., post-doctoral fellow) or post-professional (e.g., resident) education program in the health and human services professions. This may include students from non-clinical programs in health services support areas such as information management, human resources, communications and decision support.
Student Education	The component of an educational program in which students learn and practice in a community, clinical or simulated setting. It provides the experiential learning that helps students acquire the necessary skills, attitudes, and knowledge to practice effectively in their field. It may include direct contact with patients/clients and access to their personal health information.
Affiliation Agreement	A legal contract that defines the roles and responsibilities of a health authority and education institution in providing Student Education.
Practice Setting (new 20-21)	Capacity: Closure of beds, unit, or program during placement period; No experienced/trained staff to precept; Number of requests exceeds physical capacity; Number of requests exceed scheduling capacity; On-Site Hazard/Event Suitability: Clinical service(s) has changed; Placement request error; Request not suitable for area requested; Student not suitable for area requested Other: Exceptional circumstances (provide explanation); No Affiliation Agreement in place; No Reply from Destination (RC users); No Reply from RA (for PC users)
Fiscal Year	April 1, 2015 – March 31, 2016 April 1, 2016 – March 31, 2017 April 1, 2017 – March 31, 2018 April 1, 2018 – March 31, 2019 April 1, 2019 – March 31, 2020 April 1, 2020 – March 31, 2021

APPENDIX B – NUMBER OF STUDENTS AND HOURS BY DISCIPLINE, DECLINE CATEGORY AND SITE

Discipline/Decline Category/Site	Category Total	Total # of Students	Total # of Student Hrs
Nursing	290	456	60,260
CAPACITY	233	368	47,643
BCCH	126	195	24,619
BCW	45	64	7,036
BbyCtrMH	26	59	6,432
SunnyHill	10	20	3,039
Forensic	15	19	4,376
CHS	6	6	917
MentHthAdc	3	3	480
BCC-Surrey	1	1	360
BCC-Vic	1	1	384
OTHER	27	49	7,621
BCCH	17	23	5,301
SunnyHill	5	21	1,256
BCC-Van	2	2	492
BCW	1	1	40
BCCDC	1	1	312
CHS	1	1	220
SUITABILITY	30	39	4,997
BCCH	18	27	2,559
BCW	10	10	1,718
CHS	2	2	720
Administration	37	37	4,714
CAPACITY	33	33	4,174
BCC-Van	16	16	1,818
BCC-Surrey	8	8	1,118
BCC-Abbot	4	4	600
BCW	3	3	338
BCCH	2	2	300
OTHER	4	4	540
BCW	2	2	240
BCC-Abbot	2	2	300
Psychology	23	23	9,708
CAPACITY	14	14	6,208
BCCH	5	5	2,900
BbyCtrMH	3	3	1,204
Forensic	2	2	800
BCC-Van	2	2	600
BCW	1	1	304
BCC-Surrey	1	1	400
SUITABILITY	5	5	1,650
MentHthAdc	2	2	450
Forensic	2	2	800
CHS	1	1	400
OTHER	4	4	1,850
BCCH	2	2	1,400
Forensic	1	1	400
BCW	1	1	50

Discipline/Decline Category/Site	Category Total	Total # of Students	Total # of Student Hrs
Technologist/Technician	12	21	8,500
CAPACITY	4	13	5,330
BCW	4	13	5,330
SUITABILITY	5	5	2,160
BCCH	5	5	2,160
OTHER	3	3	1,010
BCCH	3	3	1,010
Social Work	8	8	2,874
CAPACITY	6	6	2,174
Forensic	4	4	1,416
BbyCtrMH	2	2	758
SUITABILITY	2	2	700
Forensic	2	2	700
Pharmacy	7	7	1,120
CAPACITY	6	6	960
BCCH	2	2	320
BCW	1	1	160
BCC-Van	1	1	160
BCC-Abbot	1	1	160
BCC-Surrey	1	1	160
SUITABILITY	1	1	160
Forensic	1	1	160
Other Health	6	6	950
CAPACITY	4	4	600
Forensic	4	4	600
OTHER	2	2	350
BCC-Van	1	1	175
BCC-Surrey	1	1	175
Rehabilitation Sciences	1	1	180
OTHER	1	1	180
BCCH	1	1	180
Grand Total	384	559	88,306

APPENDIX C – EDUCATION INSTITUTIONS WITH AFFILIATION AGREEMENTS IN PLACE FY 2020-21

PUBLIC
Athabasca University
BC Institute of Technology
Brock University
Camosun College
Capilano University
Cardiff University
College of New Caledonia
Concordia University
Dalhousie University
Department of National Defense
Douglas College
Emily Carr University of Art & Design
HealthCareCAN
Justice Institute of BC
Kwantlen Polytechnic University
Lakehead University
Langara College
McGill University
McMaster University
Mount Royal University
Nicola Valley Institute of Technology
North Island College
Northern Alberta Institute of Technology
Okanagan College
Queens University
Royal Roads University
Ryerson University
Selkirk College
Simon Fraser University
Thompson Rivers University - Open Learning
University of Abertay, Scotland
University of Alberta
University of British Columbia
University of Calgary

PUBLIC
University of Guelph
University of Lethbridge
University of Manitoba
University of Northern BC
University of Porto
University of the Fraser Valley
University of Toronto
University of Victoria
University of Washington - School of Pharmacy
University of Waterloo
Vancouver Community College
Vancouver Island University
Western University - Ontario
Wilfred Laurier University
York University
Yorkville University
PRIVATE
Adler University
Bilkent University, Turkey
City University of Seattle (Vancouver Campus)
LaunchLife International
Northwestern University
Sarah Lawrence College
Sprott-Shaw College
Stenberg College
Trinity Western University
Vancouver Art Therapy Institute
Vancouver Career College
West Coast College of Health Care
West Coast College of Massage Therapy
Western Seminary - Seattle

APPENDIX D – TOTAL STUDENT HOURS BY EDUCATION INSTITUTION, DISCIPLINE AND SUB-DISCIPLINE BY FISCAL YEAR

Appendix D				
Education Institution	Discipline/Sub-discipline	Total Student Hours		
		FY 18-19	FY 19-20	FY 20-21
BCIT		64,813	67,329	57,646
	Nursing	25,470	31,189	23,272
	Post-RN Specialty	17,814	17,824	13,276
	Bacc Nursing - BScN/BSN/BN	7,656	13,365	9,996
	Technologist/Technician	20,375	16,205	17,649
	Medical Laboratory Technologist	8,250	8,250	7,875
	Radiology Tech	3,050	3,046	3,653
	Nuclear Medicine Tech	2,400	1,200	2,000
	Sonography Tech	3,150	2,359	1,881
	Clinical Genetics Technologist	2,180	900	1,840
	Perfusionist	225	450	240
	Magnetic Resonance Imaging (MRI) Technology/Technician	1,120		160
	Therapist	16,973	18,435	15,668
	Radiation Therapist	16,973	18,435	15,668
	Administration	1,120	800	1,010
	Medical Office Assistant	1,120	800	560
	Human Resources Management			450
	Other Health	875	700	48
	Other Health			48
	Biomedical Engineer	875	700	
University of British Columbia		45,251	45,677	39,573
	Nursing	20,296	21,160	17,428
	Bacc Nursing - BScN/BSN/BN	20,168	19,871	16,488
	Nurse Practitioner	128	1,229	868
	Nursing - Masters		60	72
	Pharmacy	8,800	9,398	7,040
	Pharmacist	8,800	9,398	7,040
	Rehabilitation Sciences	7,001	7,521	6,140
	Occupational Therapist	3,420	3,889	3,908
	Physiotherapist	3,304	2,552	1,476
	Speech & Language Pathologist/Communications	29	864	540
	Audiologist	248	216	216
	Food & Nutrition	2,832	2,680	2,976
	Dietitian	2,832	2,680	2,976
	Social Work	3,978	2,628	2,822
	Master of Social Work	3,600	2,250	1,688
	Bachelor of Social Work	378	378	1,134
	Other Health	2,172	570	2,090
	Master of Public Health	1,920	480	2,090
	Various - Multidisciplinary/Interdisciplinary	252	90	
	Psychology	100	1,600	1,000
	Psychology (PHD)	100		1,000
	Counselling Psychology		1,600	
	Administration		120	70
	Policy and Planning			70
	Master of Library and Information Services		120	
	Dental Medicine	72		8
	Doctor of Dental Medicine	72		8
Justice Institute of BC		53,980	52,705	29,558
	Paramedic	53,980	52,705	29,558
	Primary Care Paramedic	40,819	37,061	22,705

Appendix D				
Education Institution	Discipline/Sub-discipline	Total Student Hours		
		FY 18-19	FY 19-20	FY 20-21
	Advanced Care Paramedic	12,993	15,421	6,589
	Paramedic-Advanced/Critical Care	168	224	264
Thompson Rivers University		19,175	11,014	20,062
	Therapist	17,395	9,800	18,620
	Respiratory Therapist	17,395	9,800	18,620
	Nursing	1,780	1,214	1,442
	Bacc Nursing - BScN/BSN/BN	1,480	614	1,046
	Registered Nurse	300	600	396
Kwantlen Polytechnic University		15,060	12,504	16,895
	Nursing	13,740	12,504	16,895
	Bacc Nursing - BScN/BSN/BN	10,184	8,512	11,999
	Psychiatric Nursing Bacc - BScN/BN/RPN Psych	3,460	3,800	4,704
	Registered Nurse	96	192	192
	Administration	1,320		
	Health Unit Coordinator/Nursing Unit Clerk	1,320		
Douglas College		19,631	13,582	14,622
	Nursing	15,026	11,880	13,782
	Bacc Nursing - BScN/BSN/BN	9,884	7,836	9,142
	Psychiatric Nursing Bacc - BScN/BN/RPN Psych	4,982	4,044	4,640
	Psychiatric Nursing Bacc - BScN/BN/RPN Psych - Post Diploma	160		
	Therapist	1,925	985	840
	Recreation Therapist Degree	1,925	985	840
	Social Work	520		
	Diploma of Social Work	520		
	Health Information Management	2,160	672	
	Health Information Management	2,160	672	
	Other Health		45	
	Community Health Worker		45	
Langara College		20,387	21,754	11,910
	Nursing	20,117	21,268	11,910
	Bacc Nursing - BScN/BSN/BN	20,117	21,268	11,910
	Other Health	270	486	
	Therapeutic Touch Practitioner	270	486	
Vancouver Community College		5,037	4,669	7,969
	Nursing	2,568	2,016	3,576
	Bacc Nursing - BScN/BSN/BN	2,568	2,016	3,576
	Technologist/Technician	600	300	2,696
	Sterile Processing Technician			2,396
	Medical Laboratory Assistant	600	300	300
	Administration	864	1,828	800
	Health Unit Coordinator/Nursing Unit Clerk	780	1,660	800
	Medical Transcriptionist	84	168	
	Rehabilitation Sciences	705	225	675
	Rehabilitation Assistant	705	225	675
	Pharmacy	300	300	222
	Pharmacy Technician	300	300	222
Simon Fraser University		5,850	6,460	6,059
	Other Health	4,200	5,860	5,344
	Master of Public Health	4,200	5,860	5,344
	Psychology	1,650	600	715
	Psychology (PHD)			415
	Psychology (Masters)	1,650	600	300
University of Victoria		3,330	5,095	4,309
	Nursing	2,980	2,395	3,059
	Bacc Nursing - BScN/BSN/BN	1,643	1,092	1,690
	Nurse Practitioner	1,155	1,095	1,265

Appendix D				
Education Institution	Discipline/Sub-discipline	Total Student Hours		
		FY 18-19	FY 19-20	FY 20-21
	Nursing - Masters	104	208	104
	Bacc Nursing - Post Diploma BSN/BN	78		
	Psychology		300	800
	Psychology (PHD)			800
	Counselling Psychology		300	
	Social Work	350	1,500	450
	Master of Social Work		450	450
	Bachelor of Social Work	350	1,050	
	Other Health		900	
	Master of Public Health		900	
Trinity Western University		2,304	2,352	3,700
	Nursing	2,304	2,352	3,600
	Bacc Nursing - BScN/BSN/BN	2,304	2,352	3,600
	Psychology			100
	Counselling - Other			100
Stenberg College		3,520	2,923	3,460
	Nursing	1,440	1,080	2,700
	Psychiatric Nursing - Diploma	1,440	1,080	2,700
	Pharmacy	480	800	520
	Pharmacy Technician	480	800	520
	Administration	1,440	1,043	240
	Health Unit Coordinator/Nursing Unit Clerk	840	683	240
	Clerical - General	600	360	
	Technologist/Technician	160		
	Medical Laboratory Assistant	160		
Columbia				2,532
	Paramedic			2,532
	Primary Care Paramedic			2,532
Capilano University		156	1,010	2,008
	Therapist	156	850	1,790
	Music Therapist	156	850	1,790
	Rehabilitation Sciences		160	218
	Rehabilitation Assistant		160	218
University of Toronto		560		1,920
	Other Health	560		1,120
	Master of Public Health	560		1,120
	Nursing			600
	Nurse Practitioner			600
	Pharmacy			200
	Pharmacist			200
AET				1,660
	Paramedic			1,660
	Primary Care Paramedic			1,660
University of British Columbia - Okanagan			900	1,606
	Social Work		900	1,606
	Master of Social Work		900	1,606
University of the Fraser Valley		1,335	2,550	1,140
	Social Work	1,335	2,550	840
	Bachelor of Social Work	735		840
	Master of Social Work		1,350	
	Child and Youth Care Worker	600	1,200	
	Administration			300
	Health Unit Coordinator/Nursing Unit Clerk			300
Heartsafe				1,011
	Paramedic			1,011
	Primary Care Paramedic			1,011

Appendix D				
Education Institution	Discipline/Sub-discipline	Total Student Hours		
		FY 18-19	FY 19-20	FY 20-21
University of Alberta		520	400	800
	Other Health	520	400	800
	Master of Public Health	520	400	800
Adler University		850	448	700
	Psychology	850	448	700
	Psychology (Masters)	700	448	700
	Counselling Psychology	150		
Athabasca University		210	70	630
	Nursing	210	70	630
	Bacc Nursing - BScN/BSN/BN			380
	Nurse Practitioner	210	70	250
Camosun College/University of Victoria				540
	Nursing			540
	Bacc Nursing - BScN/BSN/BN			540
Camosun College				500
	Administration			500
	Health Unit Coordinator/Nursing Unit Clerk			500
University of Waterloo		66		462
	Social Work			462
	Master of Social Work			462
	Other Health	38		
	Master of Public Health	38		
	Psychology	28		
	Psychology (PHD)	28		
University of Norther British Columbia		524	1,415	441
	Social Work	524	1,415	441
	Bachelor of Social Work	524	965	441
	Master of Social Work		450	
Nicola Valley Institute of Technology			287	420
	Social Work		287	420
	Bachelor of Social Work		287	420
University of Western Ontario				400
	Other Health			400
	Master of Public Health			400
McMaster University			360	400
	Other Health			400
	Master of Public Health			400
	Social Work		360	
	Child and Youth Care Worker		360	
Wilfrid Laurier University			462	338
	Social Work		462	338
	Master of Social Work		462	338
York University				338
	Social Work			338
	Master of Social Work			338
University of Calgary				300
	Psychology			300
	Counselling Psychology			300
Vancouver Art Therapy Institute		850	200	150
	Therapist	850	200	150
	Art Therapist	850	200	150
Sprott Shaw College				128
	Administration			128
	Health Unit Coordinator/Nursing Unit Clerk			128
Okanagan College		324	258	126
	Nursing	144	78	126

Appendix D				
Education Institution	Discipline/Sub-discipline	Total Student Hours		
		FY 18-19	FY 19-20	FY 20-21
	Bacc Nursing - BScN/BSN/BN	144	78	126
	Rehabilitation Sciences	180	180	
	Rehabilitation Assistant	180	180	
Ryerson University				112
	Food & Nutrition			112
	Other			112
College of New Caledonia		103	245	65
	Nursing	65	245	65
	Licensed/Registered Practical Nurse	65	245	65
	Administration	38		
	Medical Office Assistant	38		
Holland College				5
	Paramedic			5
	Primary Care Paramedic			5
Paramedic-Undetermined		96		
	Paramedic	96		
	Primary Care Paramedic	84		
	Advanced Care Paramedic	12		
CAN-Cdn Healthcare Association			35	
	Health Information Management		35	
	Health Information Management		35	
University of Saskatchewan			40	
	Food & Nutrition		40	
	Dietitian		40	
City University of Seattle			300	
	Psychology		300	
	Counselling Psychology		300	
AET Paramedic Academy		2,672	2,384	
	Paramedic	2,672	2,384	
	Primary Care Paramedic	2,672	2,384	
Queens University			800	
	Other Health		800	
	Master of Public Health		800	
Confederate College			75	
	Technologist/Technician		75	
	Medical Radiation Technology		75	
Vancouver Career College		280	140	
	Social Work	280	140	
	Social Services Worker Certificate	280	140	
HealthcareCAN			70	
	Health Information Management		70	
	Health Information Management		70	
Dalhousie University		35		
	Other Health	35		
	Other Health	35		
School District 41 - Burnaby		300		
	Administration	300		
	Medical Office Assistant	300		
Vancouver Island University		350		
	Social Work	350		
	Bachelor of Social Work	350		
McGill University		320	400	
	Other Health	320		
	Bachelor of Science	320		
	Nursing		400	
	Bacc Nursing - BScN/BSN/BN		400	

Appendix D				
Education Institution	Discipline/Sub-discipline	Total Student Hours		
		FY 18-19	FY 19-20	FY 20-21
Selkirk College			240	
	Administration		240	
	Health Unit Coordinator/Nursing Unit Clerk		240	
Center for Distance Education		225	225	
	Health Information Management	225	225	
	Health Information Management	225	225	
CDI College		430	160	
	Technologist/Technician	120		
	Medical Laboratory Assistant	120		
	Pharmacy	310	160	
	Pharmacy Technician	310	160	
Western Washington University		360		
	Rehabilitation Sciences	360		
	Occupational Therapist	360		
Renison University College		476		
	Social Work	476		
	Master of Social Work	476		
Heartsafe EMS		2,523	3,721	
	Paramedic	2,523	3,721	
	Primary Care Paramedic	2,523	3,721	
West Coast College of Health Care		150		
	Technologist/Technician	150		
	Medical Laboratory Assistant	150		
Grand Total		272,052	263,257	234,495

APPENDIX E – NEW HIRE ORIENTATION COURSE-STUDENT EDUCATION QUESTIONS

Question	Answer																																																
Have you had a student practicum or placement at a PHSA site?	Yes Not Sure																																																
Select the site name(s) where your practicum or placement took place. If Other, please specify the name of the site.	Burnaby Centre for Mental Health BC Cancer BC Centre for Disease Control BC Children's Hospital BC Emergency Health Services (BC Ambulance) BC Women's Hospital BC's Agency for Pathology and Laboratory Medicine Corrections Health Services Forensic Psychiatric Hospital Lower Mainland Pathology and Laboratory Medicine PHSA Corporate Services Sunny Hill Health Centre for Children Other (see next question)																																																
Select the educational institution you were attending at the time of your practicum.	<table border="0"> <tr> <td>Adler University</td> <td>Selkirk College</td> </tr> <tr> <td>AET Paramedic Academy</td> <td>Simon Fraser University</td> </tr> <tr> <td>Athabasca University</td> <td>Stenberg College</td> </tr> <tr> <td>BCIT</td> <td>Thompson Rivers University</td> </tr> <tr> <td>Camosun College</td> <td>Trinity Western University</td> </tr> <tr> <td>Capilano University</td> <td>University of Alberta</td> </tr> <tr> <td>CDI College</td> <td>University of British Columbia</td> </tr> <tr> <td>Dalhousie University</td> <td>University of British Columbia - Okanagan</td> </tr> <tr> <td>Department of National Defense</td> <td>University of Northern British Columbia</td> </tr> <tr> <td>Douglas College</td> <td>University of the Fraser Valley</td> </tr> <tr> <td>Heartsafe First Aid Training</td> <td>University of Toronto</td> </tr> <tr> <td>Holland College</td> <td>University of Victoria</td> </tr> <tr> <td>Justice Institute of BC</td> <td>University of Waterloo</td> </tr> <tr> <td>Kwantlen Polytechnic University</td> <td>Vancouver Art Therapy Institute</td> </tr> <tr> <td>Langara College</td> <td>Vancouver Career College</td> </tr> <tr> <td>Nicola Valley Institute of Technology</td> <td>Vancouver Community College</td> </tr> <tr> <td>North Island College</td> <td>Vancouver Island University</td> </tr> <tr> <td>Okanagan College</td> <td>West Coast College of Health Care</td> </tr> <tr> <td>Queens University</td> <td>Other</td> </tr> </table>	Adler University	Selkirk College	AET Paramedic Academy	Simon Fraser University	Athabasca University	Stenberg College	BCIT	Thompson Rivers University	Camosun College	Trinity Western University	Capilano University	University of Alberta	CDI College	University of British Columbia	Dalhousie University	University of British Columbia - Okanagan	Department of National Defense	University of Northern British Columbia	Douglas College	University of the Fraser Valley	Heartsafe First Aid Training	University of Toronto	Holland College	University of Victoria	Justice Institute of BC	University of Waterloo	Kwantlen Polytechnic University	Vancouver Art Therapy Institute	Langara College	Vancouver Career College	Nicola Valley Institute of Technology	Vancouver Community College	North Island College	Vancouver Island University	Okanagan College	West Coast College of Health Care	Queens University	Other										
Adler University	Selkirk College																																																
AET Paramedic Academy	Simon Fraser University																																																
Athabasca University	Stenberg College																																																
BCIT	Thompson Rivers University																																																
Camosun College	Trinity Western University																																																
Capilano University	University of Alberta																																																
CDI College	University of British Columbia																																																
Dalhousie University	University of British Columbia - Okanagan																																																
Department of National Defense	University of Northern British Columbia																																																
Douglas College	University of the Fraser Valley																																																
Heartsafe First Aid Training	University of Toronto																																																
Holland College	University of Victoria																																																
Justice Institute of BC	University of Waterloo																																																
Kwantlen Polytechnic University	Vancouver Art Therapy Institute																																																
Langara College	Vancouver Career College																																																
Nicola Valley Institute of Technology	Vancouver Community College																																																
North Island College	Vancouver Island University																																																
Okanagan College	West Coast College of Health Care																																																
Queens University	Other																																																
Select the discipline you graduated from.	<table border="0"> <tr> <td>Art Therapist</td> <td>Paramedic - Advanced Care</td> </tr> <tr> <td>Audiologist</td> <td>Paramedic - Emergency Medical Responder</td> </tr> <tr> <td>Child and Youth Care Worker</td> <td>Paramedic - Primary Care</td> </tr> <tr> <td>Clerical - General</td> <td>Pathologist</td> </tr> <tr> <td>Clinical Genetics Technologist</td> <td>Perfusionist</td> </tr> <tr> <td>Dentist</td> <td>Pharmacist</td> </tr> <tr> <td>Dietitian</td> <td>Pharmacy Technician</td> </tr> <tr> <td>Health Care Assistant</td> <td>Physician</td> </tr> <tr> <td>Health Information Management</td> <td>Physiotherapist</td> </tr> <tr> <td>Leadership</td> <td>Psychiatrist</td> </tr> <tr> <td>Medical Device Reprocessing Technician</td> <td>Psychology - Counselling</td> </tr> <tr> <td>Medical Laboratory Assistant</td> <td>Psychology - Clinical</td> </tr> <tr> <td>Medical Laboratory Technologist</td> <td>Psychology - other</td> </tr> <tr> <td>Medical Office Assistant</td> <td>Public Health</td> </tr> <tr> <td>Midwives</td> <td>Radiation Therapist</td> </tr> <tr> <td>Music Therapist</td> <td>Radiology Tech</td> </tr> <tr> <td>Nuclear Medicine Tech</td> <td>Recreation Therapist</td> </tr> <tr> <td>Nursing - NP</td> <td>Rehabilitation Assistant</td> </tr> <tr> <td>Nursing - RN</td> <td>Respiratory Therapist</td> </tr> <tr> <td>Nursing - RPN</td> <td>Social Work</td> </tr> <tr> <td>Nursing - LPN</td> <td>Sonography Tech</td> </tr> <tr> <td>Occupational Therapist</td> <td>Speech & Language Pathologist</td> </tr> <tr> <td>Orthotist</td> <td>Unit Clerk /Unit Coordinator</td> </tr> <tr> <td></td> <td>Other</td> </tr> </table>	Art Therapist	Paramedic - Advanced Care	Audiologist	Paramedic - Emergency Medical Responder	Child and Youth Care Worker	Paramedic - Primary Care	Clerical - General	Pathologist	Clinical Genetics Technologist	Perfusionist	Dentist	Pharmacist	Dietitian	Pharmacy Technician	Health Care Assistant	Physician	Health Information Management	Physiotherapist	Leadership	Psychiatrist	Medical Device Reprocessing Technician	Psychology - Counselling	Medical Laboratory Assistant	Psychology - Clinical	Medical Laboratory Technologist	Psychology - other	Medical Office Assistant	Public Health	Midwives	Radiation Therapist	Music Therapist	Radiology Tech	Nuclear Medicine Tech	Recreation Therapist	Nursing - NP	Rehabilitation Assistant	Nursing - RN	Respiratory Therapist	Nursing - RPN	Social Work	Nursing - LPN	Sonography Tech	Occupational Therapist	Speech & Language Pathologist	Orthotist	Unit Clerk /Unit Coordinator		Other
Art Therapist	Paramedic - Advanced Care																																																
Audiologist	Paramedic - Emergency Medical Responder																																																
Child and Youth Care Worker	Paramedic - Primary Care																																																
Clerical - General	Pathologist																																																
Clinical Genetics Technologist	Perfusionist																																																
Dentist	Pharmacist																																																
Dietitian	Pharmacy Technician																																																
Health Care Assistant	Physician																																																
Health Information Management	Physiotherapist																																																
Leadership	Psychiatrist																																																
Medical Device Reprocessing Technician	Psychology - Counselling																																																
Medical Laboratory Assistant	Psychology - Clinical																																																
Medical Laboratory Technologist	Psychology - other																																																
Medical Office Assistant	Public Health																																																
Midwives	Radiation Therapist																																																
Music Therapist	Radiology Tech																																																
Nuclear Medicine Tech	Recreation Therapist																																																
Nursing - NP	Rehabilitation Assistant																																																
Nursing - RN	Respiratory Therapist																																																
Nursing - RPN	Social Work																																																
Nursing - LPN	Sonography Tech																																																
Occupational Therapist	Speech & Language Pathologist																																																
Orthotist	Unit Clerk /Unit Coordinator																																																
	Other																																																
Select the year that you completed your program of study.	Enter 4-digit year																																																

Question	Answer
If you had a student practice experience at PHSA, did it encourage you to come back and work	Yes No Neutral Not applicable Other
Please feel free to share any final comments (as this survey is confidential, please do not include any information that will help us identify you).	Free form text field